



Club Health Assessment for District 2 T1 through May 2025

| | | | Status | Membership | | | | | | | Reports | | | | | Finance | LCIF |
|--|--------------------------|--------------|---|-----------------------------|-------------------|---------------------|----------------|---|----------------------------|--|-------------------------------------|------------------------------------|------------------------|--|---------------------------------------|-----------------|-----------------------------------|
| Club Number | Club Name | Charter Date | | Current Member Count | YTD Members Added | YTD Members Dropped | YTD Net Growth | YTD Net Growth% | Member Count 12 Months Ago | Avg. length of service for dropped members | Months Since Last MMR *** | Yrs. Since Last Officer Report | President Rotation | Vice President Reported **** | Months Since Last Activity Report *** | Account Balance | Donations for current Fiscal Year |
| | | | Number of times on status quo within last two years | If below 15 members appears | | | | If net loss is greater than 20% appears | | | If no report in 3 months appears in | When more than one year appears in | Number of repeat terms | Notes the officers that do not have appears in an active | If no report at 12 months red | | |
| Clubs less than two years old | | | | | | | | | | | | | | | | | |
| 156363 | West Plains | 10/10/2023 | Active | 33 | 8 | 11 | -3 | -8.33% | 39 | 2 | 0 | | | VP | 0 | | \$1,180.00 |
| Clubs more than two years old | | | | | | | | | | | | | | | | | |
| 627 | ADRIAN | 09/25/1958 | Active | 7 | 0 | 0 | 0 | 0.00% | 7 | | 15 | | 4 | P,M,VP,SC | N/R | | |
| 140661 | Amarillo Community | 01/16/2020 | Active | 27 | 0 | 1 | -1 | -3.57% | 30 | 2 | 8 | | | N | M,SC | 8 | |
| 628 | AMARILLO DOWNTOWN | 09/20/1919 | Active | 74 | 7 | 7 | 0 | 0.00% | 73 | 6 | 0 | | | N | M,SC | 0 | \$1,045.00 |
| Exc Award (06/30/2018) | | | | | | | | | | | | | | | | | |
| 148903 | Amarillo El Barrio | 12/01/2021 | Active(1) | 11 | 1 | 9 | -8 | -42.11% | 19 | 3 | 1 | | | N | S,M,SC | 1 | |
| 43701 | AMARILLO LAKE TANGLEWOOD | 04/19/1984 | Active | 46 | 2 | 2 | 0 | 0.00% | 43 | 1 | 0 | | | N | M,SC | 10 | \$1,780.00 |
| Exc Award (06/30/2022, 06/30/2024) | | | | | | | | | | | | | | | | | |
| 49791 | AMARILLO LONESTAR | 08/03/1989 | Active | 16 | 0 | 0 | 0 | 0.00% | 16 | | 2 | | | N | P,M,VP,SC | 24+ | \$80.00 |
| 629 | AMARILLO NORTH | 06/21/1954 | Active | 7 | 0 | 2 | -2 | -22.22% | 9 | 38 | 5 | | | IP | M,SC | 24+ | \$45.00 |
| 149603 | Amarillo River Falls | 01/21/2022 | Active | 1 | 0 | 12 | -12 | -92.31% | 12 | 3 | 4 | | 2 | | S,T,M,VP,SC | N/A | |
| 635 | AMARILLO TASCOSA | 10/23/1968 | P- Active | 0 | 0 | 11 | -11 | -100.00% | 11 | 23 | 3 | | None | | P,S,T,M,VP SC | 24+ | \$55.00 |
| 129083 | Booker | 10/25/2016 | Active | 16 | 5 | 5 | 0 | 0.00% | 16 | 7 | 0 | | None | | P,VP,SC | N/R | \$190.00 |
| 125262 | Borger | 06/24/2015 | Active | 9 | 0 | 0 | 0 | 0.00% | 9 | | 24 | | 4 | R | M,SC | 24+ | |
| 639 | CANADIAN | 08/13/1948 | Active | 9 | 1 | 0 | 1 | 12.50% | 8 | | 4 | | 2 | R | M,SC | 24 | \$80.00 |
| 640 | CANYON | 05/02/1940 | Active | 235 | 34 | 28 | 6 | 2.62% | 239 | 11 | 0 | | | N | SC | 0 | \$2,395.00 |
| Exc Award (06/30/2022, 06/30/2023, 06/30/2024) | | | | | | | | | | | | | | | | | |
| 643 | CLARENDON | 10/17/1922 | Active | 42 | 5 | 1 | 4 | 10.53% | 40 | 2 | 2 | | | N | M,VP | 24+ | \$50.00 |
| Exc Award (06/30/2021, 06/30/2022) | | | | | | | | | | | | | | | | | |
| 43971 | DARROUZETT | 06/06/1984 | Active | 17 | 1 | 0 | 1 | 6.25% | 16 | | 0 | | | R | M,VP,SC | 1 | \$80.00 |
| 649 | DIMMITT | 04/22/1930 | Active | 18 | 2 | 1 | 1 | 5.88% | 19 | 9 | 0 | | 3 | R | M,SC | 24+ | \$170.00 |
| 651 | DUMAS NOON | 08/27/1930 | Active | 209 | 44 | 58 | -14 | -6.28% | 224 | 7 | 1 | | | | VP,SC | 24+ | \$2,115.00 |
| 47218 | FOLLETT | 04/20/1987 | Active | 13 | 0 | 2 | -2 | -13.33% | 15 | 8 | 5 | | 11 | R | M,VP,SC | 13 | |
| 657 | FRIONA NOON | 04/25/1968 | Active | 20 | 0 | 0 | 0 | 0.00% | 20 | | 24 | | 3 | R | T,M,VP,SC | 24+ | |



Club Health Assessment for District 2 T1 through May 2025

| Club Number | Club Name | Charter Date | Status | Membership | | | | | | | Reports | | | | | Finance | LCIF |
|-------------|-----------------------------|--------------|---|-----------------------------|-------------------|---------------------|----------------|---|----------------------------|--|----------------------------------|------------------------------------|------------------------|---|--|-----------------|-----------------------------------|
| | | | | Current Member Count | YTD Members Added | YTD Members Dropped | YTD Net Growth | YTD Net Growth% | Member Count 12 Months Ago | Avg. length of service for dropped members | Months Since Last MMR *** | Yrs. Since Last Officer Report | President Rotation | Vice President Reported **** | Months Since Last Activity Report *** | Account Balance | Donations for current Fiscal Year |
| | | | Number of times on status quo within last two years | If below 15 members appears | | | | If net loss is greater than 20% appears | | | If no report in 3 months appears | When more than one year appears in | Number of repeat terms | Notes the officers that do not have an active | If no report at 12 months appears in red | | |
| 659 | GROOM | 04/24/1946 | Active | 21 | 0 | 1 | -1 | -4.55% | 22 | 2 | 9 | | 3 | R | M,SC | 9 | |
| 660 | GRUVER | 06/10/1954 | Active | 23 | 3 | 2 | 1 | 4.55% | 22 | 11 | 3 | | 2 | | P,M,VP,SC | N/R | \$110.00 |
| 664 | HEDLEY | 04/28/1942 | Active | 16 | 8 | 6 | 2 | 14.29% | 14 | 4 | 1 | | 6 | | M,VP,SC | 24+ | |
| 665 | HEREFORD | 09/28/1928 | Active | 73 | 8 | 6 | 2 | 2.82% | 71 | 13 | 0 | | | N | M,SC | 24+ | |
| 675 | MEMPHIS | 05/04/1942 | Active | 16 | 0 | 2 | -2 | -11.11% | 18 | 11 | 2 | | | N | P,M,SC | 24+ | |
| 681 | PAMPA | 04/22/1927 | Active | 22 | 6 | 8 | -2 | -8.33% | 23 | 5 | 1 | | 2 | N | | 24+ | |
| 683 | PANHANDLE | 09/08/1929 | Active | 10 | 0 | 1 | -1 | -9.09% | 11 | 17 | 5 | | 2 | R | M,SC | 20 | \$55.00 |
| 142628 | Panhandle Plains Kids Count | 08/31/2020 | Active | 11 | 3 | 15 | -12 | -52.17% | 23 | 5 | 2 | | | N | M,SC | N/A | |
| 684 | PERRYTON | 06/20/1928 | Active | 48 | 7 | 6 | 1 | 2.13% | 47 | 8 | 3 | | | N | M,SC | 8 | \$465.00 |
| 688 | QUITAQUE | 04/12/1948 | Active | 14 | 0 | 0 | 0 | 0.00% | 14 | | 3 | | 2 | | M,VP,SC | N/R | |
| 696 | STRATFORD | 02/27/1946 | Active | 17 | 0 | 2 | -2 | -10.53% | 19 | 38 | 5 | | None | | P,S,T,M,VP SC | N/R | |
| 698 | SUNRAY | 04/16/1957 | Active | 29 | 2 | 1 | 1 | 3.57% | 28 | 2 | 0 | | | N | SC | 24+ | \$140.00 |
| 702 | WELLINGTON | 11/16/1970 | Active | 27 | 1 | 4 | -3 | -10.00% | 27 | 7 | 0 | | | N | SC | 3 | \$295.00 |
| 703 | WHEELER | 06/25/1971 | Active | 15 | 0 | 0 | 0 | 0.00% | 15 | | 11 | | 4 | | P,M,VP,SC | 24+ | \$75.00 |
| 704 | WHITE DEER | 02/22/1946 | Active | 11 | 0 | 1 | -1 | -8.33% | 12 | 2 | 0 | | | N | M,SC | N/R | \$120.00 |

Clubs Cancelled Previous Fiscal Year – Clubs Cancelled within last 12 months may be reinstated

| Club Number | Club Name | Charter Date | Current Status* | Cancellation Date |
|-------------|-----------|--------------|-----------------|-------------------|
| 695 | SPEARMAN | 06/21/1928 | Cancelled(8*) | 06/29/2024 |

| Current Total Clubs Count | YTD New Clubs Count | YTD Cancelled Clubs Count | YTD Net Club Gain | Current Total Members Count | YTD Add | YTD Drop | YTD Net Growth | YTD Net Growth % | Member Count 12 Months Ago | Average Member Count Per Club | % of Clubs with less than 20 members | % No MMR in 3 Months | % No Officer Report in 12 Months | % of Clubs with balance 90+ days | Number of Clubs in Status Quo | % Status Quo Clubs in Financial Suspension | Number of Cancelled Clubs | Average Cancelled Club Age | Members Lost Due to Cancellation | % of Clubs Cancelled for Non-Financial Reasons |
|---------------------------|---------------------|---------------------------|-------------------|-----------------------------|---------|----------|----------------|------------------|----------------------------|-------------------------------|--------------------------------------|----------------------|----------------------------------|----------------------------------|-------------------------------|--|---------------------------|----------------------------|----------------------------------|--|
| 35 | 0 | 0 | 0 | 1,163 | 148 | 205 | -57 | -4.67% | 1,231 | 33 | 57% | 46% | 0% | 0% | 0 | 0% | 0 | 0 | 0 | 0% |



Club Health Assessment for District 2 T1 through May 2025

|  | | | Status | Membership | | | | | | | Reports | | | | | Finance | LCIF |
|--|-----------|--------------|---|-----------------------------|-------------------|---------------------|----------------|---|----------------------------|--|-------------------------------------|------------------------------------|------------------------|---|--|-----------------|-----------------------------------|
| Club Number | Club Name | Charter Date | | Current Member Count | YTD Members Added | YTD Members Dropped | YTD Net Growth | YTD Net Growth% | Member Count 12 Months Ago | Avg. length of service for dropped members | Months Since Last MMR *** | Yrs. Since Last Officer Report | President Rotation | Vice President Reported **** | Months Since Last Activity Report *** | Account Balance | Donations for current Fiscal Year |
| | | | Number of times on status quo within last two years | If below 15 members appears | | | | If net loss is greater than 20% appears | | | If no report in 3 months appears in | When more than one year appears in | Number of repeat terms | Notes the officers that do not have an active | If no report at 12 months appears in red | | |

* - P - Priority Club. Cancellation Reasons: 1-Objectives/conduct, 2-Non-active club, 5-Non-existing club, 6-Disbanding, 7-Merger, 8-Financial Suspension, 9-District/Multiple District Dues.
** - Abbreviation: P-President, S-Secretary, T-Treasurer, M-Member Chairperson, VP-First Vice President, MC-Communications Chairperson, SC-Service Chairperson
*** - Abbreviation: N/R - Never reported using the Lions Clubs website, N/A - Not applicable, No password registered for the Lions Clubs website.
**** - Abbreviation: N - New, IP - Immediate Past, R - Repeat.



Club Health Assessment for District 2 T2 through May 2025

| Club Number | Club Name | Charter Date | Status | Membership | | | | | | | Reports | | | | | Finance | LCIF |
|--------------------------------------|--------------------------|--------------|---|-----------------------------|-------------------|---------------------|----------------|---|----------------------------|--|----------------------------------|------------------------------------|------------------------|---|--|-----------------|-----------------------------------|
| | | | | Current Member Count | YTD Members Added | YTD Members Dropped | YTD Net Growth | YTD Net Growth% | Member Count 12 Months Ago | Avg. length of service for dropped members | Months Since Last MMR *** | Yrs. Since Last Officer Report | President Rotation | Vice President Reported **** | Months Since Last Activity Report *** | Account Balance | Donations for current Fiscal Year |
| | | | Number of times on status quo within last two years | If below 15 members appears | | | | If net loss is greater than 20% appears | | | If no report in 3 months appears | When more than one year appears in | Number of repeat terms | Notes the officers that do not have an active | If no report at 12 months appears in red | | |
| Clubs more than two years old | | | | | | | | | | | | | | | | | |
| 128977 | Brownfield Noon | 10/04/2016 | Active | 37 | 5 | 8 | -3 | -7.50% | 39 | 4 | 1 | | 2 | N | M,SC | 0 | \$500.00 |
| | Exc Award (06/30/2024) | | | | | | | | | | | | | | | | |
| 713 | COTTON CENTER | 02/15/1960 | Active | 16 | 0 | 0 | 0 | 0.00% | 16 | | 9 | | 4 | | S,T,M,VP,SC | 24+ | \$50.00 |
| 714 | CROSBYTON | 01/25/1937 | Active | 28 | 1 | 2 | -1 | -3.45% | 28 | 48 | 1 | | | | M,VP,SC | 24+ | \$50.00 |
| 716 | EARTH | 06/02/1947 | Active | 14 | 0 | 1 | -1 | -6.67% | 15 | 3 | 0 | | | N | P,M,VP,SC | 0 | \$50.00 |
| 718 | FLOYDADA | 06/28/1946 | Active | 15 | 3 | 3 | 0 | 0.00% | 15 | 6 | 0 | | | N | M,SC | 24+ | \$50.00 |
| 719 | HALE CENTER | 01/14/1946 | Active | 9 | 0 | 2 | -2 | -18.18% | 11 | 31 | 6 | | | | M,VP,SC | 6 | \$50.00 |
| 134656 | Idalou | 04/30/2018 | Active(2) | 20 | 0 | 0 | 0 | 0.00% | 20 | | 9 | | 3 | | M,VP,SC | 24+ | \$50.00 |
| 722 | JAYTON | 11/02/1967 | Active | 22 | 5 | 5 | 0 | 0.00% | 22 | 3 | 0 | | | N | M,VP,SC | 24+ | \$58.00 |
| 727 | LEVELLAND | 11/14/1938 | Status Quo(3) | 40 | 0 | 0 | 0 | 0.00% | 39 | | 11 | | | N | SC | 24+ | 90+ Days \$111.00 |
| 34598 | LEVELLAND EVENING | 11/21/1977 | Active | 5 | 0 | 1 | -1 | -16.67% | 6 | 6 | 4 | | 6 | | P,M,VP,SC | 24+ | \$50.00 |
| 730 | LITTLEFIELD EARLY RISERS | 07/23/1973 | Active | 15 | 0 | 4 | -4 | -21.05% | 19 | 5 | 3 | | | | T,M,VP,SC | 24+ | \$80.00 |
| | Exc Award (06/30/2022) | | | | | | | | | | | | | | | | |
| 733 | LORENZO | 03/15/1945 | Active | 14 | 0 | 0 | 0 | 0.00% | 13 | | 9 | | 4 | | P,M,VP,SC | 24+ | \$60.00 |
| 734 | LUBBOCK | 07/29/1929 | Active | 228 | 27 | 27 | 0 | 0.00% | 229 | 10 | 0 | | 2 | R | SC | 0 | \$2,564.00 |
| | Exc Award (06/30/2016) | | | | | | | | | | | | | | | | |
| 735 | LUBBOCK HUB | 02/22/1954 | Active | 8 | 0 | 0 | 0 | 0.00% | 8 | | 9 | | 4 | | M,VP,SC | 24+ | 90+ Days \$60.00 |
| | Exc Award (06/30/2017) | | | | | | | | | | | | | | | | |
| 136443 | Lubbock Llano | 09/18/2018 | Active | 25 | 2 | 0 | 2 | 8.70% | 25 | | 0 | | 2 | N | M,SC | 0 | \$638.00 |
| 737 | LUBBOCK REDBUD SQUARE | 03/20/1969 | Active | 27 | 2 | 1 | 1 | 3.85% | 27 | 17 | 1 | | | R | M,VP,SC | 1 | \$395.00 |
| 740 | LUBBOCK SOUTH PLAINS | 03/02/1951 | Active | 53 | 11 | 5 | 6 | 12.77% | 47 | 20 | 0 | | | N | | 1 | \$1,070.00 |
| | Exc Award (06/30/2023) | | | | | | | | | | | | | | | | |
| 741 | MORTON | 09/29/1938 | Active(1) | 22 | 1 | 1 | 0 | 0.00% | 22 | 9 | 1 | | | | M,VP,SC | 17 | \$100.00 |
| | Exc Award (06/30/2016) | | | | | | | | | | | | | | | | |
| 673 | MOTLEY COUNTY | 09/25/1928 | Active(1) | 15 | 0 | 3 | -3 | -16.67% | 18 | 23 | 4 | | 2 | | M,VP,SC | 24+ | \$60.00 |
| 125444 | Muleshoe | 07/23/2015 | Active(1) | 7 | 0 | 4 | -4 | -36.36% | 11 | 7 | 9 | | 3 | | P,M,VP,SC | 24+ | \$60.00 |



Club Health Assessment for District 2 T2 through May 2025

| | | | Status | | Membership | | | | | | Reports | | | | | | Finance | | LCIF | |
|------------------------------------|---------------------|---------------------------|---|-----------------------------|-------------------|---------------------|----------------|---|----------------------------|--|--------------------------------------|------------------------------------|----------------------------------|----------------------------------|---|--|-----------------------------------|----------------------------|----------------------------------|--|
| Club Number | Club Name | Charter Date | | Current Member Count | YTD Members Added | YTD Members Dropped | YTD Net Growth | YTD Net Growth% | Member Count 12 Months Ago | Avg. length of service for dropped members | Months Since Last MMR *** | Yrs. Since Last Officer Report | President Rotation | Vice President Reported **** | Months Since Last Activity Report *** | Account Balance | Donations for current Fiscal Year | | | |
| | | | Number of times on status quo within last two years | If below 15 members appears | | | | If net loss is greater than 20% appears | | | If no report in 3 months appears in | When more than one year appears in | Number of repeat terms | | Notes the officers that do not have an active red | If no report at 12 months appears in red | | | | |
| 119406 | OLTON | 05/17/2013 | Active | 11 | 0 | 0 | 0 | 0.00% | 11 | | 9 | | 2 | P,T,M,VP,SC | 24+ | | \$60.00 | | | |
| 748 | PLAINVIEW | 10/21/1929 | Active | 84 | 14 | 19 | -5 | -5.62% | 90 | 9 | 0 | | | N | M,SC | 0 | \$897.00 | | | |
| Exc Award (06/30/2022) | | | | | | | | | | | | | | | | | | | | |
| 33504 | PLAINVIEW BREAKFAST | 03/24/1977 | Active | 8 | 1 | 0 | 1 | 14.29% | 7 | | 7 | | | N | M,SC | 8 | \$60.00 | | | |
| 751 | RALLS | 03/06/1953 | Active | 10 | 0 | 0 | 0 | 0.00% | 10 | | 70 | | 2 | P,M,VP,SC | N/R | | \$60.00 | | | |
| 752 | ROBY | 03/21/1941 | Active | 20 | 9 | 1 | 8 | 66.67% | 12 | 0 | 0 | | | IP | SC | 0 | \$120.00 | | | |
| Exc Award (06/30/2019, 06/30/2024) | | | | | | | | | | | | | | | | | | | | |
| 753 | ROPESVILLE | 03/26/1953 | Status Quo(2) | 44 | 2 | 10 | -8 | -15.38% | 52 | 11 | 3 | | 2 | R | SC | 24+ | 90+ Days \$60.00 | | | |
| 754 | ROTAN | 07/08/1947 | Active | 2 | 0 | 1 | -1 | -33.33% | 3 | 58 | 6 | | 7 | | M,VP,SC | 4 | \$60.00 | | | |
| 756 | SEMINOLE | 07/10/1940 | Active | 23 | 2 | 6 | -4 | -14.81% | 27 | 11 | 4 | | | | P,T,M,VP,SC | 4 | \$111.00 | | | |
| 758 | SHALLOWATER | 03/30/1954 | Active | 33 | 3 | 5 | -2 | -5.71% | 31 | 17 | 0 | | | N | M,SC | 7 | \$378.00 | | | |
| 759 | SLATON | 01/19/1960 | Active | 21 | 3 | 6 | -3 | -12.50% | 24 | 7 | 4 | | 2 | R | M,SC | N/R | \$60.00 | | | |
| 760 | SNYDER | 08/19/1924 | Active | 62 | 11 | 15 | -4 | -6.06% | 66 | 5 | 1 | | | N | | 7 | \$1,861.00 | | | |
| 769 | WHITHARRAL | 01/23/1958 | Active | 25 | 0 | 1 | -1 | -3.85% | 26 | 14 | 3 | | 6 | | P,M,VP,SC | 4 | \$60.00 | | | |
| 61488 | WOLFFORTH | 02/08/1999 | P- Active | 2 | 2 | 0 | 2 | 100.00% | 0 | | 0 | 1 | None | | P,S,T,M,VP SC | 24+ | \$50.00 | | | |
| Current Total Clubs Count | YTD New Clubs Count | YTD Cancelled Clubs Count | YTD Net Club Gain | Current Total Members Count | YTD Add | YTD Drop | YTD Net Growth | YTD Net Growth % | Member Count 12 Months Ago | Average Member Count Per Club | % of Clubs with less than 20 members | % No MMR in 3 Months | % No Officer Report in 12 Months | % of Clubs with balance 90+ days | Number of Clubs in Status Quo | % Status Quo Clubs in Financial Suspension | Number of Cancelled Clubs | Average Cancelled Club Age | Members Lost Due to Cancellation | % of Clubs Cancelled for Non-Financial Reasons |
| 33 | 0 | 0 | 0 | 965 | 104 | 131 | -27 | -2.72% | 989 | 29 | 45% | 55% | 3% | 9% | 2 | 100% | 0 | 0 | 0 | 0% |

* - P - Priority Club. Cancellation Reasons: 1-Objectives/conduct, 2-Non-active club, 5-Non-existing club, 6-Disbanding, 7-Merger, 8-Financial Suspension, 9-District/Multiple District Dues.

** - Abbreviation: P-President, S-Secretary, T-Treasurer, M-Member Chairperson, VP-First Vice President, MC-Communications Chairperson, SC-Service Chairperson

*** - Abbreviation: N/R - Never reported using the Lions Clubs website, N/A - Not applicable, No password registered for the Lions Clubs website.

**** - Abbreviation: N - New, IP - Immediate Past, R - Repeat.



Club Health Assessment for District 2 T3 through May 2025

| Club Number | Club Name | Charter Date | Status | Membership | | | | | | | Reports | | | | | Finance | LCIF |
|--------------------------------------|------------------------------------|--------------|---|-----------------------------|-------------------|---------------------|----------------|---|----------------------------|--|-------------------------------------|------------------------------------|------------------------|---|---------------------------------------|-----------------|-----------------------------------|
| | | | | Current Member Count | YTD Members Added | YTD Members Dropped | YTD Net Growth | YTD Net Growth% | Member Count 12 Months Ago | Avg. length of service for dropped members | Months Since Last MMR *** | Yrs. Since Last Officer Report | President Rotation | Vice President Reported **** | Months Since Last Activity Report *** | Account Balance | Donations for current Fiscal Year |
| | | | Number of times on status quo within last two years | If below 15 members appears | | | | If net loss is greater than 20% appears | | | If no report in 3 months appears in | When more than one year appears in | Number of repeat terms | Notes the officers that do not have an active | If no report at 12 months red | | |
| Clubs less than two years old | | | | | | | | | | | | | | | | | |
| 157887 | Clint Pecan Valley | 05/17/2024 | Active | 12 | 0 | 8 | -8 | -40.00% | 11 | 1 | 1 | | 2 | M,VP,SC | N/R | 90+ Days | |
| 157204 | El Paso Desert Star | 02/05/2024 | Active | 25 | 6 | 10 | -4 | -13.79% | 29 | 1 | 0 | | 2 | R M | 0 | | \$1,000.00 |
| | Exc Award (06/30/2024) | | | | | | | | | | | | | | | | |
| 155827 | Presidio del Norte | 09/29/2023 | Active(2) | 19 | 0 | 1 | -1 | -5.00% | 20 | 2 | 1 | | | N M,SC | N/R | | |
| Clubs more than two years old | | | | | | | | | | | | | | | | | |
| 772 | ALPINE | 09/24/1941 | Active | 30 | 4 | 1 | 3 | 11.11% | 27 | 0 | 0 | | | N | 1 | | \$3,100.00 |
| 774 | ANDREWS DOWNTOWN | 10/14/1941 | Active | 42 | 1 | 5 | -4 | -8.70% | 46 | 2 | 8 | | | N SC | 9 | | \$2,326.00 |
| 779 | CRANE NOON | 10/22/1940 | Active | 11 | 1 | 0 | 1 | 10.00% | 10 | | 10 | | | N T,M,SC | 4 | | \$500.00 |
| 132327 | El Paso Centennial | 07/27/2017 | Active | 26 | 4 | 3 | 1 | 4.00% | 26 | 3 | 0 | | 2 | N | 0 | | \$917.00 |
| | Exc Award (06/30/2018, 06/30/2021) | | | | | | | | | | | | | | | | |
| 787 | EL PASO DEL NORTE | 11/16/1954 | Active | 17 | 0 | 0 | 0 | 0.00% | 17 | | 13 | | | N M,SC | 10 | | \$51.00 |
| 786 | EL PASO DOWNTOWN | 05/10/1923 | Active | 28 | 1 | 2 | -1 | -3.45% | 30 | 9 | 1 | | | N M | 0 | | \$2,081.00 |
| | Exc Award (06/30/2021, 06/30/2022) | | | | | | | | | | | | | | | | |
| 120555 | El Paso Executive Women | 10/14/2013 | Active | 55 | 4 | 11 | -7 | -11.29% | 63 | 4 | 0 | | | R T | 5 | | \$784.00 |
| | Exc Award (06/30/2021) | | | | | | | | | | | | | | | | |
| 789 | EL PASO FIVE POINTS | 02/16/1945 | Active | 60 | 15 | 4 | 11 | 22.45% | 50 | 16 | 1 | | | N | 0 | | \$120.00 |
| 794 | EL PASO MOUNTAIN | 12/18/1973 | Active | 3 | 0 | 0 | 0 | 0.00% | 3 | | 0 | | 8 | R | 24+ | | |
| 796 | EL PASO SUN CITY | 09/27/1969 | Active | 6 | 0 | 0 | 0 | 0.00% | 5 | | 1 | | 2 | N VP,SC | 0 | | |
| 788 | EL PASO UNITED | 10/29/1952 | Active | 10 | 0 | 1 | -1 | -9.09% | 11 | 54 | 3 | | 2 | R P,VP,SC | 6 | | \$900.00 |
| 778 | EL PASO UPPER VALLEY | 01/18/1956 | Active | 12 | 1 | 1 | 0 | 0.00% | 12 | 7 | 1 | | 3 | N M | 0 | | \$24.00 |
| 43447 | FORT DAVIS | 02/02/1984 | Active | 13 | 3 | 1 | 2 | 18.18% | 11 | 1 | 3 | | 3 | M,VP,SC | 1 | | \$100.00 |
| 799 | FORT STOCKTON | 04/26/1928 | Active | 31 | 1 | 4 | -3 | -8.82% | 32 | 3 | 0 | | None | N P,M,SC | 10 | | |
| | Exc Award (06/30/2023, 06/30/2024) | | | | | | | | | | | | | | | | |
| 122079 | HEROES OF EL PASO | 05/14/2014 | Active | 19 | 4 | 2 | 2 | 11.76% | 16 | 3 | 1 | | | M,VP | 2 | | \$1,351.00 |
| | Exc Award (06/30/2023) | | | | | | | | | | | | | | | | |
| 98910 | HORIZON CITY EASTLAKE | 03/26/2007 | Active(2) | 1 | 0 | 3 | -3 | -75.00% | 4 | 6 | 0 | 2 | None | P,S,T,M,VP SC | 24+ | | |



Club Health Assessment for District 2 T3 through May 2025

| | | | Status | Membership | | | | | | | Reports | | | | | Finance | | LCIF |
|--|----------------------|--------------|---|-----------------------------|-------------------|---------------------|----------------|---|----------------------------|--|-------------------------------------|------------------------------------|------------------------|---|--|-----------------|-----------------------------------|------|
| Club Number | Club Name | Charter Date | | Current Member Count | YTD Members Added | YTD Members Dropped | YTD Net Growth | YTD Net Growth% | Member Count 12 Months Ago | Avg. length of service for dropped members | Months Since Last MMR *** | Yrs. Since Last Officer Report | President Rotation | Vice President Reported **** | Months Since Last Activity Report *** | Account Balance | Donations for current Fiscal Year | |
| | | | Number of times on status quo within last two years | If below 15 members appears | | | | If net loss is greater than 20% appears | | | If no report in 3 months appears in | When more than one year appears in | Number of repeat terms | Notes the officers that do not have an active | If no report at 12 months appears in red | | | |
| 805 | IRAAN | 06/12/1934 | Active | 8 | 2 | 1 | 1 | 14.29% | 7 | 0 | 2 | | 4 | M,VP,SC | 6 | | \$200.00 | |
| 806 | KERMIT DOWNTOWN | 08/21/1936 | Active(1) | 10 | 0 | 0 | 0 | 0.00% | 12 | | 7 | | | P,M,VP,SC | 24+ | | | |
| 131526 | Marfa | 06/22/2017 | Status Quo(3) | 8 | 0 | 0 | 0 | 0.00% | 8 | | 24 | 3 | None | P,S,T,M,VP SC | 24+ | 90+ Days | | |
| 811 | MC CAMEY | 03/14/1928 | Active(1) | 17 | 2 | 6 | -4 | -19.05% | 21 | 3 | 1 | | 14 | R | 1 | | | |
| 813 | MONAHANS | 01/14/1942 | Active | 31 | 2 | 2 | 0 | 0.00% | 31 | 3 | 0 | | | M,VP | 0 | | \$375.00 | |
| Exc Award (06/30/2021) | | | | | | | | | | | | | | | | | | |
| 48995 | ODESSA ANTE MERIDIAN | 11/09/1988 | Active | 9 | 0 | 0 | 0 | 0.00% | 9 | | 3 | | 12 | M,VP,SC | 3 | | | |
| 814 | ODESSA BASIN | 02/03/1958 | Active(1) | 7 | 0 | 0 | 0 | 0.00% | 7 | | 18 | 2 | None | P,S,T,M,VP SC | 24+ | | | |
| 815 | ODESSA DOWNTOWN | 01/20/1936 | Active | 71 | 7 | 7 | 0 | 0.00% | 71 | 10 | 0 | | | N | 0 | | \$10,201.00 | |
| Exc Award (06/30/2022, 06/30/2023, 06/30/2024) | | | | | | | | | | | | | | | | | | |
| 146220 | Odessa Falcon | 06/17/2021 | Active(1) | 5 | 0 | 0 | 0 | 0.00% | 5 | | 11 | | 2 | S,M,VP,SC | N/R | | | |
| 140613 | Odessa Professionals | 01/08/2020 | Active(1) | 16 | 0 | 3 | -3 | -15.79% | 19 | 3 | 1 | | | M,VP,SC | 1 | | \$700.00 | |
| Exc Award (06/30/2022) | | | | | | | | | | | | | | | | | | |
| 41442 | ODESSA WESTSIDE | 06/18/1982 | Active | 8 | 0 | 0 | 0 | 0.00% | 8 | | 40 | | None | P,M,VP,SC | 24+ | | | |
| 821 | PECOS DOWNTOWN | 06/04/1928 | Active | 16 | 1 | 6 | -5 | -23.81% | 20 | 1 | 1 | | 2 | R | SC | 24+ | | |
| 45862 | SANDERSON | 03/24/1986 | Active | 3 | 2 | 7 | -5 | -62.50% | 8 | 17 | 2 | | | P,M,VP,SC | 24+ | | | |
| 58112 | VAN HORN | 04/18/1996 | Active(1) | 11 | 0 | 0 | 0 | 0.00% | 11 | | 8 | | | N | M | 19 | | |
| 832 | YSLETA | 10/06/1941 | Active | 13 | 2 | 6 | -4 | -23.53% | 17 | 2 | 0 | | None | P,M,VP,SC | 16 | | | |

Clubs Cancelled Previous Fiscal Year – Clubs Cancelled within last 12 months may be reinstated

| Club Number | Club Name | Charter Date | Current Status* | Cancellation Date |
|-------------|----------------------|--------------|-----------------|-------------------|
| 78206 | FABENS COTTON VALLEY | 02/11/2004 | Cancelled(8*) | 06/29/2024 |
| 818 | ODESSA GRANDVIEW | 05/07/1968 | Cancelled(6*) | 09/29/2023 |



Club Health Assessment for District 2 T3 through May 2025

| Club Number | | | Club Name | | | Charter Date | | | Status | | | | | Membership | | | | | Reports | | | | | Finance | | LCIF |
|---------------------------|---------------------|---------------------------|-------------------|-----------------------------|---------|--------------|----------------|------------------|---|-------------------------------|--------------------------------------|----------------------|---|----------------------------------|--|--|--------------------------------|----------------------------|------------------------------------|--|---|-----------------------------------|--|---------|--|------|
| | | | | | | | | | Current Member Count | YTD Members Added | YTD Members Dropped | YTD Net Growth | YTD Net Growth% | Member Count 12 Months Ago | Avg. length of service for dropped members | Months Since Last MMR *** | Yrs. Since Last Officer Report | President Rotation | Vice President Reported **** | Months Since Last Activity Report *** | Account Balance | Donations for current Fiscal Year | | | | |
| | | | | | | | | | Number of times on status quo within last two years | If below 15 members appears | | | If net loss is greater than 20% appears | | | If no report in 3 months appears in | | | When more than one year appears in | Number of repeat terms | Notes the officers that do not have an active | | If no report at 12 months appears in red | | | |
| Current Total Clubs Count | YTD New Clubs Count | YTD Cancelled Clubs Count | YTD Net Club Gain | Current Total Members Count | YTD Add | YTD Drop | YTD Net Growth | YTD Net Growth % | Member Count 12 Months Ago | Average Member Count Per Club | % of Clubs with less than 20 members | % No MMR in 3 Months | % No Officer Report in 12 Months | % of Clubs with balance 90+ days | Number of Clubs in Status Quo | % Status Quo Clubs in Financial Suspension | Number of Cancelled Clubs | Average Cancelled Club Age | Members Lost Due to Cancellation | % of Clubs Cancelled for Non-Financial Reasons | | | | | | |
| 34 | 0 | 0 | 0 | 653 | 63 | 95 | -32 | -4.67% | 677 | 19 | 71% | 35% | 9% | 6% | 1 | 100% | 0 | 0 | 0 | 0% | | | | | | |

* - P - Priority Club. Cancellation Reasons: 1-Objectives/conduct, 2-Non-active club, 5-Non-existing club, 6-Disbanding, 7-Merger, 8-Financial Suspension, 9-District/Multiple District Dues.

** - Abbreviation: P-President, S-Secretary, T-Treasurer, M-Member Chairperson, VP-First Vice President, MC-Communications Chairperson, SC-Service Chairperson

*** - Abbreviation: N/R - Never reported using the Lions Clubs website, N/A - Not applicable, No password registered for the Lions Clubs website.

**** - Abbreviation: N - New, IP - Immediate Past, R - Repeat.



Club Health Assessment for District 2 E1 through May 2025

| | | | Status | Membership | | | | | | | Reports | | | | | Finance | | LCIF |
|-------------------------------|------------------------------------|--------------|---|-----------------------------|-------------------|---------------------|----------------|---|----------------------------|--|-------------------------------------|------------------------------------|------------------------|---|--|-----------------|-----------------------------------|------|
| Club Number | Club Name | Charter Date | | Current Member Count | YTD Members Added | YTD Members Dropped | YTD Net Growth | YTD Net Growth% | Member Count 12 Months Ago | Avg. length of service for dropped members | Months Since Last MMR *** | Yrs. Since Last Officer Report | President Rotation | Vice President Reported **** | Months Since Last Activity Report *** | Account Balance | Donations for current Fiscal Year | |
| | | | Number of times on status quo within last two years | If below 15 members appears | | | | If net loss is greater than 20% appears | | | If no report in 3 months appears in | When more than one year appears in | Number of repeat terms | Notes the officers that do not have an active | If no report at 12 months appears in red | | | |
| Clubs less than two years old | | | | | | | | | | | | | | | | | | |
| 181475 | McMurry University | 04/15/2025 | Newly Chartered | 21 | 21 | 0 | 21 | 100.00% | 0 | | 1 | | | N | M,SC | N/R | | |
| Clubs more than two years old | | | | | | | | | | | | | | | | | | |
| 834 | ABILENE CACTUS | 10/21/1952 | Active | 18 | 1 | 7 | -6 | -25.00% | 25 | 9 | 0 | | | N | SC | 6 | \$148.00 | |
| | Exc Award (06/30/2021) | | | | | | | | | | | | | | | | | |
| 836 | ABILENE EVENING | 03/26/1957 | Active | 8 | 0 | 0 | 0 | 0.00% | 8 | | 9 | | 2 | R | SC | 3 | \$16.00 | |
| | Exc Award (06/30/2018, 06/30/2023) | | | | | | | | | | | | | | | | | |
| 833 | ABILENE FOUNDER | 03/23/1917 | Active | 44 | 5 | 0 | 5 | 12.82% | 38 | | 0 | | | N | | 3 | \$578.00 | |
| | Exc Award (06/30/2022, 06/30/2024) | | | | | | | | | | | | | | | | | |
| 33003 | ABILENE WYLIE | 11/30/1976 | Active | 20 | 0 | 0 | 0 | 0.00% | 20 | | 50 | | None | | P,S,M,VP,SC | 24+ | | |
| 838 | ALBANY | 01/05/1953 | Active | 18 | 2 | 4 | -2 | -10.00% | 20 | 8 | 2 | | | N | SC | 11 | \$40.00 | |
| | Exc Award (06/30/2021) | | | | | | | | | | | | | | | | | |
| 839 | ANSON | 06/11/1925 | Active | 25 | 0 | 4 | -4 | -13.79% | 29 | 6 | 0 | | 4 | N | | 7 | \$58.00 | |
| 845 | BOWIE | 06/29/1928 | Active | 16 | 2 | 4 | -2 | -11.11% | 19 | 3 | 0 | | None | | P,M,VP,SC | 0 | \$110.00 | |
| | Exc Award (06/30/2022) | | | | | | | | | | | | | | | | | |
| 846 | BRECKENRIDGE | 04/14/1921 | Active(1) | 16 | 1 | 1 | 0 | 0.00% | 16 | 3 | 4 | | | | M,VP,SC | 24+ | | |
| 847 | BRYSON | 09/26/1946 | Active | 16 | 1 | 1 | 0 | 0.00% | 16 | 2 | 1 | | 3 | R | SC | 19 | \$32.00 | |
| 849 | BURKBURNETT BOOMTOWN | 10/23/1969 | Active | 27 | 4 | 2 | 2 | 8.00% | 25 | 34 | 1 | | | N | P,M,SC | 24+ | \$50.00 | |
| 851 | CHILLICOTHE | 06/07/1928 | Active | 18 | 1 | 1 | 0 | 0.00% | 18 | 4 | 3 | | | | VP,SC | 24+ | \$36.00 | |
| | Exc Award (06/30/2023) | | | | | | | | | | | | | | | | | |
| 852 | CISCO | 03/24/1922 | Active | 9 | 2 | 9 | -7 | -43.75% | 16 | 19 | 7 | | 2 | N | M,SC | 24+ | | |
| 853 | CLYDE | 06/22/1950 | Active(1) | 3 | 1 | 1 | 0 | 0.00% | 3 | 59 | 5 | | None | | P,S,T,M,VP SC | 24+ | | |
| 850 | COMANCHE NOON | 02/03/1971 | Active(1) | 18 | 4 | 1 | 3 | 20.00% | 15 | 20 | 0 | | | N | M,VP,SC | 24+ | | |
| 52082 | DE LEON | 10/11/1991 | Active | 16 | 0 | 1 | -1 | -5.88% | 17 | 4 | 0 | | 4 | R | M,SC | 24+ | \$34.00 | |
| 858 | DUBLIN | 11/28/1952 | Active | 13 | 1 | 1 | 0 | 0.00% | 13 | 22 | 6 | | 7 | R | M,SC | 24+ | \$26.00 | |
| 859 | EASTLAND | 07/07/1922 | Active(1) | 22 | 5 | 2 | 3 | 15.79% | 19 | 18 | 0 | | | | T,M,VP,SC | 24+ | | |



Club Health Assessment for District 2 E1 through May 2025

| | | | Status | Membership | | | | | | | Reports | | | | | Finance | LCIF |
|--|-----------------------------|--------------|---|-----------------------------|-------------------|---------------------|----------------|---|----------------------------|--|-------------------------------------|------------------------------------|------------------------|------------------------------|--|--------------------------------------|-----------------------------------|
| Club Number | Club Name | Charter Date | | Current Member Count | YTD Members Added | YTD Members Dropped | YTD Net Growth | YTD Net Growth% | Member Count 12 Months Ago | Avg. length of service for dropped members | Months Since Last MMR *** | Yrs. Since Last Officer Report | President Rotation | Vice President Reported **** | Months Since Last Activity Report *** | Account Balance | Donations for current Fiscal Year |
| | | | Number of times on status quo within last two years | If below 15 members appears | | | | If net loss is greater than 20% appears | | | If no report in 3 months appears in | When more than one year appears in | Number of repeat terms | | Notes the officers that do not have appears in an active red | If no report at 12 months appears in | |
| 32779 | EULA | 10/22/1976 | Active | 9 | 1 | 2 | -1 | -10.00% | 10 | 36 | 1 | | 2 | R | M,SC | 24+ | \$20.00 |
| 43310 | GRAFORD | 01/11/1984 | Active(2) | 13 | 9 | 4 | 5 | 62.50% | 8 | 6 | 8 | | | N | M,VP,SC | 18 | \$300.00 |
| 863 | GRAHAM | 06/15/1928 | Active | 62 | 4 | 6 | -2 | -3.13% | 64 | 13 | 0 | | | N | | 1 | \$2,130.00 |
| Exc Award (06/30/2022) | | | | | | | | | | | | | | | | | |
| 864 | GRAHAM EVENING | 06/13/1969 | Active | 22 | 1 | 0 | 1 | 4.76% | 23 | | 1 | | | | VP | 4 | \$42.00 |
| Exc Award (06/30/2021, 06/30/2022) | | | | | | | | | | | | | | | | | |
| 865 | HAMLIN | 08/29/1929 | Active | 17 | 0 | 4 | -4 | -19.05% | 21 | 5 | 2 | | 2 | R | M,VP,SC | 24+ | |
| 866 | HASKELL | 03/22/1928 | Active(1) | 10 | 0 | 2 | -2 | -16.67% | 12 | 5 | 7 | | 17 | R | M,VP,SC | 24+ | \$24.00 |
| Exc Award (06/30/2021) | | | | | | | | | | | | | | | | | |
| 872 | JACKSBORO | 06/15/1928 | Active | 48 | 5 | 3 | 2 | 4.35% | 46 | 18 | 0 | | | N | SC | 0 | \$92.00 |
| Exc Award (06/30/2021) | | | | | | | | | | | | | | | | | |
| 876 | MERKEL | 03/27/1928 | Active(2) | 8 | 1 | 2 | -1 | -11.11% | 9 | 30 | 9 | | 3 | | M,VP,SC | 24+ | |
| 82598 | MIDWESTERN STATE UNIVERSITY | 06/21/2004 | Active(1) | 8 | 0 | 0 | 0 | 0.00% | 8 | | 17 | 1 | None | | P,S,T,M,VP SC | 24+ | \$16.00 |
| 878 | MINERAL WELLS EVENING | 06/01/1967 | Active(3) | 5 | 0 | 1 | -1 | -16.67% | 6 | 14 | 5 | | 15 | R | P,M,VP,SC | 24+ | |
| 877 | MINERAL WELLS NOON | 08/10/1931 | Active | 55 | 8 | 3 | 5 | 10.00% | 50 | 15 | 1 | | | N | VP,SC | 24+ | \$106.00 |
| 879 | MUNDAY | 02/12/1953 | Active | 16 | 2 | 9 | -7 | -30.43% | 23 | 3 | 3 | | | | M,VP,SC | 24+ | \$46.00 |
| 880 | NOCONA | 05/11/1948 | Active | 15 | 1 | 0 | 1 | 7.14% | 14 | | 0 | | | | M,VP,SC | 23 | |
| 881 | OLNEY | 05/11/1928 | Active | 9 | 0 | 1 | -1 | -10.00% | 10 | 11 | 8 | | 7 | | M,VP,SC | 24+ | \$20.00 |
| 885 | RANGER | 04/11/1922 | Active | 23 | 2 | 0 | 2 | 9.52% | 20 | | 6 | | | N | M,SC | 24+ | \$42.00 |
| 888 | SEYMOUR | 02/17/1937 | Active | 19 | 2 | 3 | -1 | -5.00% | 20 | 16 | 3 | | | N | P,M,SC | 24+ | \$50.00 |
| 891 | STEPHENVILLE | 10/13/1922 | Active | 48 | 1 | 4 | -3 | -5.88% | 50 | 14 | 0 | | | | M,VP,SC | 18 | \$1,102.00 |
| Exc Award (06/30/2021, 06/30/2022, 06/30/2023) | | | | | | | | | | | | | | | | | |
| 61810 | STEPHENVILLE EVENING | 04/19/1999 | Active | 38 | 0 | 0 | 0 | 0.00% | 38 | | 9 | 1 | None | | P,S,T,M,VP SC | 24+ | \$76.00 |
| 892 | STRAWN | 05/03/1949 | Active | 10 | 2 | 1 | 1 | 11.11% | 8 | 5 | 2 | | 6 | | M,VP,SC | 2 | |
| 77858 | TARLETON CAMPUS | 11/25/2003 | Active | 8 | 0 | 0 | 0 | 0.00% | 8 | | 26 | | 3 | | S,M,VP,SC | 24+ | |
| 894 | VERNON | 10/17/1921 | Active | 79 | 1 | 10 | -9 | -10.23% | 88 | 20 | 0 | | | N | P | 11 | \$829.00 |



Club Health Assessment for District 2 E1 through May 2025

| | | | Status | | | | | | | Membership | | | | | | | Reports | | | | Finance | | LCIF |
|--|---------------------|---------------------------|---|-----------------------------|-------------------|---------------------|---|------------------|----------------------------|--|--------------------------------------|--------------------------------|------------------------------------|----------------------------------|---|--|-----------------------------------|----------------------------|----------------------------------|--|---------|--|------|
| Club Number | Club Name | Charter Date | | Current Member Count | YTD Members Added | YTD Members Dropped | YTD Net Growth | YTD Net Growth% | Member Count 12 Months Ago | Avg. length of service for dropped members | Months Since Last MMR *** | Yrs. Since Last Officer Report | President Rotation | Vice President Reported **** | Months Since Last Activity Report *** | Account Balance | Donations for current Fiscal Year | | | | | | |
| | | | Number of times on status quo within last two years | If below 15 members appears | | | If net loss is greater than 20% appears | | | If no report in 3 months appears in | | | When more than one year appears in | Number of repeat terms | Notes the officers that do not have an active | If no report at 12 months appears in red | | | | | | | |
| Exc Award (06/30/2018, 06/30/2021, 06/30/2024) 896 WICHITA FALLS FOUNDER 10/22/1921 | | | Active | 29 | 2 | 3 | -1 | -3.33% | 30 | 11 | 0 | | 2 | N | SC | 3 | \$58.00 | | | | | | |
| Exc Award (06/30/2024) 38846 WICHITA FALLS NORTH EAST 08/29/1980 | | | Active | 3 | 0 | 0 | 0 | 0.00% | 3 | | 46 | | 10 | | M,VP,SC | 24+ | \$6.00 | | | | | | |
| Current Total Clubs Count | YTD New Clubs Count | YTD Cancelled Clubs Count | YTD Net Club Gain | Current Total Members Count | YTD Add | YTD Drop | YTD Net Growth | YTD Net Growth % | Member Count 12 Months Ago | Average Member Count Per Club | % of Clubs with less than 20 members | % No MMR in 3 Months | % No Officer Report in 12 Months | % of Clubs with balance 90+ days | Number of Clubs in Status Quo | % Status Quo Clubs in Financial Suspension | Number of Cancelled Clubs | Average Cancelled Club Age | Members Lost Due to Cancellation | % of Clubs Cancelled for Non-Financial Reasons | | | |
| 41 | 1 | 0 | 1 | 882 | 93 | 97 | -4 | -0.45% | 886 | 22 | 63% | 46% | 5% | 0% | 0 | 0% | 0 | 0 | 0 | 0% | | | |

* - P - Priority Club. Cancellation Reasons: 1-Objectives/conduct, 2-Non-active club, 5-Non-existing club, 6-Disbanding, 7-Merger, 8-Financial Suspension, 9-District/Multiple District Dues.

** - Abbreviation: P-President, S-Secretary, T-Treasurer, M-Member Chairperson, VP-First Vice President, MC-Communications Chairperson, SC-Service Chairperson

*** - Abbreviation: N/R - Never reported using the Lions Clubs website, N/A - Not applicable, No password registered for the Lions Clubs website.

**** - Abbreviation: N - New, IP - Immediate Past, R - Repeat.



Club Health Assessment for District 2 E2 through May 2025

| Club Number | Club Name | Charter Date | Status | Membership | | | | | | | Reports | | | | | Finance | LCIF |
|--------------------------------------|--|--------------|---|-----------------------------|-------------------|---------------------|----------------|---|----------------------------|--|----------------------------------|------------------------------------|------------------------|---|--|-----------------|-----------------------------------|
| | | | | Current Member Count | YTD Members Added | YTD Members Dropped | YTD Net Growth | YTD Net Growth% | Member Count 12 Months Ago | Avg. length of service for dropped members | Months Since Last MMR *** | Yrs. Since Last Officer Report | President Rotation | Vice President Reported **** | Months Since Last Activity Report *** | Account Balance | Donations for current Fiscal Year |
| | | | Number of times on status quo within last two years | If below 15 members appears | | | | If net loss is greater than 20% appears | | | If no report in 3 months appears | When more than one year appears in | Number of repeat terms | Notes the officers that do not have an active | If no report at 12 months appears in red | | |
| Clubs less than two years old | | | | | | | | | | | | | | | | | |
| 154595 | Denton - Robson Ranch | 06/14/2023 | Active | 28 | 1 | 8 | -7 | -20.00% | 35 | 2 | 0 | | | IP | T,M,SC | 0 | \$570.00 |
| | Exc Award (06/30/2024) | | | | | | | | | | | | | | | | |
| 181320 | DFW Blind and Persons with Disabilities | 04/24/2025 | Newly Chartered | 35 | 35 | 0 | 35 | 100.00% | 0 | | 0 | | | N | M,SC | N/R | |
| 181629 | Mid-Cities Pacific Islanders | 04/07/2025 | Newly Chartered | 25 | 25 | 0 | 25 | 100.00% | 0 | | 1 | | | N | M,SC | 0 | |
| Clubs more than two years old | | | | | | | | | | | | | | | | | |
| 899 | ALEDO COMMUNITY L C | 10/03/1968 | Active | 37 | 1 | 0 | 1 | 2.78% | 37 | | 0 | | | IP | M,SC | 3 | \$72.00 |
| 901 | ALVARADO | 09/26/1939 | Active | 21 | 2 | 2 | 0 | 0.00% | 22 | 15 | 0 | | 2 | R | SC | 0 | \$42.00 |
| 117210 | ARGYLE | 06/19/2012 | Active | 18 | 4 | 4 | 0 | 0.00% | 34 | 14 | 4 | | | N | M,SC | 0 | \$36.00 |
| | Exc Award (06/30/2021, 06/30/2022) | | | | | | | | | | | | | | | | |
| 904 | ARLINGTON GREATER ARLINGTON | 05/31/1957 | Active | 35 | 7 | 3 | 4 | 12.90% | 31 | 3 | 2 | | | N | M,SC | 1 | \$810.00 |
| 63934 | AZLE | 01/23/2001 | Active | 25 | 0 | 0 | 0 | 0.00% | 25 | | 9 | | | | M,VP,SC | 1 | \$50.00 |
| 906 | BENBROOK | 01/14/1952 | Active | 20 | 1 | 2 | -1 | -4.76% | 21 | 2 | 3 | | | N | M,SC | 9 | \$42.00 |
| | Exc Award (06/30/2022, 06/30/2023) | | | | | | | | | | | | | | | | |
| 908 | BRIDGEPORT | 07/03/1928 | Active | 36 | 3 | 12 | -9 | -20.00% | 47 | 13 | 3 | | | | M,VP | 0 | \$10,340.00 |
| | Exc Award (06/30/2022) | | | | | | | | | | | | | | | | |
| 909 | BURLESON | 11/19/1945 | Active | 51 | 3 | 7 | -4 | -7.27% | 55 | 9 | 2 | | | N | SC | 6 | \$110.00 |
| | Exc Award (06/30/2023) | | | | | | | | | | | | | | | | |
| 911 | CLEBURNE | 10/20/1920 | Active | 54 | 5 | 2 | 3 | 5.88% | 52 | 5 | 1 | | | N | SC | 0 | \$102.00 |
| 41446 | COLLEYVILLE | 06/01/1982 | Active | 190 | 13 | 20 | -7 | -3.55% | 206 | 9 | 0 | | | N | T,SC | 0 | \$17,546.00 |
| | Exc Award (06/30/2016, 06/30/2017, 06/30/2020) | | | | | | | | | | | | | | | | |
| 64733 | CROWLEY | 10/29/2001 | Active | 0 | 3 | 20 | -17 | -100.00% | 17 | 6 | 0 | | None | | P,S,T,M,VP SC | 7 | \$10.00 |
| 914 | DECATUR TEXAS INC | 01/14/1925 | Active | 54 | 11 | 13 | -2 | -3.57% | 58 | 11 | 0 | | | N | M,SC | 5 | \$10.00 |
| 915 | DENISON | 06/01/1921 | Cancelled(6*) | 0 | 0 | 14 | -14 | -100.00% | 14 | 18 | 9 | 1 | None | | P,S,T,M,VP SC | 24+ | \$10.00 |
| 916 | DENTON | 12/19/1928 | Active | 7 | 1 | 8 | -7 | -50.00% | 14 | 19 | 0 | | 4 | | P,T,M,VP,SC | 24+ | \$10.00 |
| | Exc Award (06/30/2022) | | | | | | | | | | | | | | | | |




Club Health Assessment for District 2 E2 through May 2025

| Club Number | Club Name | Charter Date | Status | Membership | | | | | | | Reports | | | | | Finance | LCIF |
|--|---------------------------------------|--------------|---|-----------------------------|-------------------|---------------------|----------------|---|----------------------------|--------------------------------|----------------------------------|------------------------------------|------------------------|---|--|-----------------|-----------------------------------|
| | | | | Current Member Count | YTD Members Added | YTD Members Dropped | YTD Net Growth | YTD Net Growth% | Member Count 12 Months Ago | Avg. length of service members | Months Since Last MMR *** | Yrs. Since Last Officer Report | President Rotation | Vice President Reported **** | Months Since Last Activity Report *** | Account Balance | Donations for current Fiscal Year |
| | | | Number of times on status quo within last two years | If below 15 members appears | | | | If net loss is greater than 20% appears | | | If no report in 3 months appears | When more than one year appears in | Number of repeat terms | Notes the officers that do not have an active | If no report at 12 months appears in red | | |
| 917 | DENTON HI NOON | 02/14/1958 | Active | 7 | 0 | 1 | -1 | -12.50% | 11 | 34 | 9 | | 3 | N | M,SC | 3 | \$16.00 |
| 53212 | DENTON TRIANGLE | 06/02/1992 | Active | 15 | 0 | 1 | -1 | -6.25% | 16 | 20 | 0 | | 5 | R | T,SC | 0 | \$32.00 |
| 34158 | EVERMAN | 06/26/1977 | Active | 12 | 3 | 0 | 3 | 33.33% | 9 | | 0 | | | N | P,SC | 7 | \$28.00 |
| 131368 | Flower Mound Irving Indian Centennial | 06/16/2017 | Active(1) | 7 | 0 | 0 | 0 | 0.00% | 7 | | 21 | | 3 | R | M,SC | 4 | \$10.00 |
| 133115 | Flower Mound New Century | 11/21/2017 | Active | 33 | 8 | 1 | 7 | 26.92% | 26 | 7 | 1 | | 3 | R | M,SC | 1 | \$10.00 |
| Exc Award (06/30/2018, 06/30/2023) | | | | | | | | | | | | | | | | | |
| 919 | FORT WORTH | 09/26/1916 | Active | 21 | 0 | 2 | -2 | -8.70% | 23 | 30 | 1 | | 2 | R | M,SC | 0 | \$13,046.00 |
| Exc Award (06/30/2023, 06/30/2024) | | | | | | | | | | | | | | | | | |
| 29613 | FORT WORTH FOREST HILL | 06/28/1974 | Active | 10 | 0 | 0 | 0 | 0.00% | 10 | | 13 | | 7 | | P,M,VP,SC | 24+ | \$10.00 |
| 940 | FORT WORTH HANDLEY MEADOW BRK | 11/08/1945 | Active | 12 | 0 | 0 | 0 | 0.00% | 12 | | 11 | | 3 | R | M,VP,SC | 24+ | \$24.00 |
| 926 | FORT WORTH RIVERSIDE | 04/24/1940 | Active | 16 | 0 | 4 | -4 | -20.00% | 20 | 13 | 0 | | | N | S,M,SC | 1 | \$40.00 |
| 934 | GAINESVILLE | 06/11/1948 | Active | 29 | 5 | 5 | 0 | 0.00% | 29 | 9 | 2 | | | N | | 3 | \$158.00 |
| Exc Award (06/30/2023) | | | | | | | | | | | | | | | | | |
| 56900 | GLEN ROSE | 05/10/1995 | Active | 75 | 7 | 9 | -2 | -2.60% | 78 | 6 | 0 | | | N | SC | 1 | \$154.00 |
| Exc Award (06/30/2022, 06/30/2023) | | | | | | | | | | | | | | | | | |
| 55965 | GODLEY | 07/05/1994 | Active | 31 | 5 | 3 | 2 | 6.90% | 27 | 16 | 4 | | 2 | N | M,SC | 1 | \$58.00 |
| Exc Award (06/30/2023) | | | | | | | | | | | | | | | | | |
| 936 | GRANBURY | 02/09/1961 | Active | 26 | 5 | 6 | -1 | -3.70% | 27 | 14 | 4 | | None | | P,VP | 0 | \$54.00 |
| Exc Award (06/30/2022, 06/30/2023, 06/30/2024) | | | | | | | | | | | | | | | | | |
| 57379 | GRANDVIEW | 09/28/1995 | Active | 27 | 2 | 2 | 0 | 0.00% | 27 | 6 | 2 | | 2 | R | | 0 | \$54.00 |
| Exc Award (06/30/2023) | | | | | | | | | | | | | | | | | |
| 937 | GRAPEVINE | 11/26/1934 | Active | 27 | 1 | 0 | 1 | 3.85% | 25 | | 0 | | 4 | | M,VP,SC | 5 | \$1,052.00 |
| Exc Award (06/30/2018, 06/30/2023, 06/30/2024) | | | | | | | | | | | | | | | | | |
| 47082 | HIGHLAND VILLAGE | 03/27/1987 | Active | 22 | 1 | 1 | 0 | 0.00% | 22 | 56 | 0 | | | R | M,SC | 0 | \$44.00 |
| Exc Award (06/30/2023) | | | | | | | | | | | | | | | | | |
| 944 | KELLER | 02/24/1948 | Active | 84 | 10 | 3 | 7 | 9.09% | 81 | 5 | 0 | | | N | SC | 5 | \$10.00 |
| Exc Award (06/30/2023) | | | | | | | | | | | | | | | | | |



Club Health Assessment for District 2 E2 through May 2025

|  | | | Status | Membership | | | | | | | Reports | | | | | Finance | LCIF |
|--|--|--------------|---|-----------------------------|-------------------|---------------------|----------------|---|----------------------------|--|-------------------------------------|------------------------------------|------------------------|---|--|-----------------|-----------------------------------|
| Club Number | Club Name | Charter Date | | Current Member Count | YTD Members Added | YTD Members Dropped | YTD Net Growth | YTD Net Growth% | Member Count 12 Months Ago | Avg. length of service for dropped members | Months Since Last MMR *** | Yrs. Since Last Officer Report | President Rotation | Vice President Reported **** | Months Since Last Activity Report *** | Account Balance | Donations for current Fiscal Year |
| | | | Number of times on status quo within last two years | If below 15 members appears | | | | If net loss is greater than 20% appears | | | If no report in 3 months appears in | When more than one year appears in | Number of repeat terms | Notes the officers that do not have an active | If no report at 12 months appears in red | | |
| 55114 | KRUM | 12/10/1993 | Active | 24 | 6 | 7 | -1 | -4.00% | 26 | 7 | 2 | | 2 | M,VP,SC | 1 | | \$50.00 |
| | Exc Award (06/30/2023) | | | | | | | | | | | | | | | | |
| 131453 | Mansfield Centennial | 06/21/2017 | Active | 14 | 5 | 2 | 3 | 27.27% | 11 | 4 | 2 | | 3 | R M,SC | 24 | | \$10.00 |
| 949 | MCKINNEY | 10/30/1920 | Active | 32 | 3 | 14 | -11 | -25.58% | 43 | 11 | 0 | | | N M,SC | 0 | | \$261.00 |
| | Exc Award (06/30/2023) | | | | | | | | | | | | | | | | |
| 65340 | MCKINNEY MORNING PRIDE | 05/06/2002 | Active | 22 | 2 | 2 | 0 | 0.00% | 24 | 3 | 4 | | | R M,VP,SC | 2 | | \$44.00 |
| | Exc Award (06/30/2022) | | | | | | | | | | | | | | | | |
| 121532 | Mid-Cities Family | 03/11/2014 | Active(1) | 1 | 0 | 1 | -1 | -50.00% | 2 | 11 | 0 | | 5 | M,VP,SC | 13 | | \$10.00 |
| 923 | NORTHEAST RICHLAND | 03/07/1963 | Active | 93 | 22 | 10 | 12 | 14.81% | 81 | 8 | 0 | | | N SC | 2 | | \$473.00 |
| | Exc Award (06/30/2016, 06/30/2018, 06/30/20) | | | | | | | | | | | | | | | | |
| 115575 | NORTHEAST TARRANT | 11/14/2011 | Active | 13 | 1 | 2 | -1 | -7.14% | 14 | 3 | 4 | | | N M,SC | 3 | | \$130.00 |
| | Exc Award (06/30/2016) | | | | | | | | | | | | | | | | |
| 111356 | NORTHWEST TARRANT | 06/14/2011 | Active | 37 | 2 | 4 | -2 | -5.13% | 36 | 4 | 4 | | | VP,SC | 0 | | \$1,280.00 |
| | Exc Award (06/30/2016, 06/30/2017, 06/30/20) | | | | | | | | | | | | | | | | |
| 41290 | PANTEGO | 05/17/1982 | Active | 27 | 3 | 6 | -3 | -10.00% | 31 | 4 | 4 | | 2 | R M,SC | 1 | | \$600.00 |
| | Exc Award (06/30/2022, 06/30/2023) | | | | | | | | | | | | | | | | |
| 950 | PRINCETON | 07/01/1947 | Active | 26 | 0 | 0 | 0 | 0.00% | 26 | | 0 | | 5 | S,M,VP,SC | 24+ | | \$52.00 |
| 925 | RIVER OAKS | 03/20/1948 | Active | 57 | 4 | 5 | -1 | -1.72% | 58 | 13 | 1 | | 9 | P,M,VP,SC | 0 | | \$10.00 |
| | Exc Award (06/30/2017, 06/30/2022) | | | | | | | | | | | | | | | | |
| 952 | SAGINAW | 09/26/1957 | Active | 0 | 0 | 15 | -15 | -100.00% | 15 | 6 | 0 | | | P,S,T,M,VP SC | 9 | | \$10.00 |
| 46569 | SANGER | 10/21/1986 | Active | 39 | 4 | 2 | 2 | 5.41% | 37 | 6 | 4 | | 3 | R | 1 | | \$74.00 |
| | Exc Award (06/30/2022, 06/30/2023) | | | | | | | | | | | | | | | | |
| 955 | SHERMAN EVENING | 04/23/1958 | Active | 20 | 2 | 1 | 1 | 5.26% | 19 | 4 | 0 | | | N M,SC | 0 | | \$38.00 |
| | Exc Award (06/30/2017, 06/30/2022) | | | | | | | | | | | | | | | | |
| 954 | SHERMAN NOON | 06/21/1928 | Active | 33 | 1 | 0 | 1 | 3.13% | 32 | | 0 | | | N M,SC | 0 | | \$2,114.00 |
| | Exc Award (06/30/2023) | | | | | | | | | | | | | | | | |
| 129744 | Southlake Centennial | 01/10/2017 | Active | 17 | 1 | 0 | 1 | 6.25% | 16 | | 0 | | 7 | M,VP | 3 | | \$32.00 |
| | Exc Award (06/30/2023) | | | | | | | | | | | | | | | | |



Club Health Assessment for District 2 E2 through May 2025

| | | | Status | Membership | | | | | | | Reports | | | | | Finance | LCIF |
|-------------|------------------------------------|--------------|---|-----------------------------|-------------------|---------------------|----------------|---|----------------------------|--|-------------------------------------|------------------------------------|------------------------|---|--|-----------------|-----------------------------------|
| Club Number | Club Name | Charter Date | | Current Member Count | YTD Members Added | YTD Members Dropped | YTD Net Growth | YTD Net Growth% | Member Count 12 Months Ago | Avg. length of service for dropped members | Months Since Last MMR *** | Yrs. Since Last Officer Report | President Rotation | Vice President Reported **** | Months Since Last Activity Report *** | Account Balance | Donations for current Fiscal Year |
| | | | Number of times on status quo within last two years | If below 15 members appears | | | | If net loss is greater than 20% appears | | | If no report in 3 months appears in | When more than one year appears in | Number of repeat terms | Notes the officers that do not have an active | If no report at 12 months appears in red | | |
| 956 | SPRINGTOWN | 12/03/1959 | Active | 19 | 2 | 4 | -2 | -9.52% | 25 | 2 | 1 | | None | P,M,VP,SC | 0 | | \$10.00 |
| | Exc Award (06/30/2023) | | | | | | | | | | | | | | | | |
| 36540 | THE COLONY | 02/12/1979 | Active | 11 | 0 | 0 | 0 | 0.00% | 11 | | 12 | | | R SC | 3 | | \$22.00 |
| 958 | WEATHERFORD EVENING | 02/25/1969 | Active | 19 | 3 | 1 | 2 | 11.76% | 17 | 3 | 4 | | 3 | R S,M,SC | 10 | | \$34.00 |
| | Exc Award (06/30/2022) | | | | | | | | | | | | | | | | |
| 957 | WEATHERFORD NOON | 12/13/1921 | Active | 96 | 11 | 15 | -4 | -4.00% | 104 | 4 | 0 | | | M,VP,SC | 0 | | \$200.00 |
| | Exc Award (06/30/2022, 06/30/2023) | | | | | | | | | | | | | | | | |
| 52132 | WHITESBORO | 11/01/1991 | Active | 13 | 0 | 0 | 0 | 0.00% | 13 | | 11 | | 6 | R M,SC | 2 | | \$10.00 |
| | Exc Award (06/30/2023) | | | | | | | | | | | | | | | | |

Clubs Cancelled Previous Fiscal Year – Clubs Cancelled within last 12 months may be reinstated

| Club Number | Club Name | Charter Date | Current Status* | Cancellation Date |
|-------------|----------------------|--------------|-----------------|-------------------|
| 928 | FORT WORTH SOUTHEAST | 07/15/1952 | Cancelled(6*) | 01/29/2024 |
| 931 | FORT WORTH SOUTHWEST | 10/18/1960 | Cancelled(6*) | 01/29/2024 |

| Current Total Clubs Count | YTD New Clubs Count | YTD Cancelled Clubs Count | YTD Net Club Gain | Current Total Members Count | YTD Add | YTD Drop | YTD Net Growth | YTD Net Growth % | Member Count 12 Months Ago | Average Member Count Per Club | % of Clubs with less than 20 members | % No MMR in 3 Months | % No Officer Report in 12 Months | % of Clubs with balance 90+ days | Number of Clubs in Status Quo | % Status Quo Clubs in Financial Suspension | Number of Cancelled Clubs | Average Cancelled Club Age | Members Lost Due to Cancellation | % of Clubs Cancelled for Non-Financial Reasons |
|---------------------------|---------------------|---------------------------|-------------------|-----------------------------|---------|----------|----------------|------------------|----------------------------|-------------------------------|--------------------------------------|----------------------|----------------------------------|----------------------------------|-------------------------------|--|---------------------------|----------------------------|----------------------------------|--|
| 54 | 2 | 1 | 1 | 1,703 | 234 | 244 | -10 | -0.58% | 1,759 | 32 | 35% | 33% | 0% | 0% | 0 | 0% | 1 | 238 | 14 | 100% |

* - P - Priority Club. Cancellation Reasons: 1-Objectives/conduct, 2-Non-active club, 5-Non-existing club, 6-Disbanding, 7-Merger, 8-Financial Suspension, 9-District/Multiple District Dues.

** - Abbreviation: P-President, S-Secretary, T-Treasurer, M-Member Chairperson, VP-First Vice President, MC-Communications Chairperson, SC-Service Chairperson

*** - Abbreviation: N/R - Never reported using the Lions Clubs website, N/A - Not applicable, No password registered for the Lions Clubs website.

**** - Abbreviation: N - New, IP - Immediate Past, R - Repeat.



Club Health Assessment for District 2 X1 through May 2025

| Club Number | Club Name | Charter Date | Status | Membership | | | | | | | Reports | | | | | Finance | LCIF |
|--------------------------------------|---|--------------|---|-----------------------------|-------------------|---------------------|----------------|---|----------------------------|--|----------------------------------|------------------------------------|------------------------|---|--|-----------------|-----------------------------------|
| | | | | Current Member Count | YTD Members Added | YTD Members Dropped | YTD Net Growth | YTD Net Growth% | Member Count 12 Months Ago | Avg. length of service for dropped members | Months Since Last MMR *** | Yrs. Since Last Officer Report | President Rotation | Vice President Reported **** | Months Since Last Activity Report *** | Account Balance | Donations for current Fiscal Year |
| | | | Number of times on status quo within last two years | If below 15 members appears | | | | If net loss is greater than 20% appears | | | If no report in 3 months appears | When more than one year appears in | Number of repeat terms | Notes the officers that do not have an active | If no report at 12 months appears in red | | |
| Clubs less than two years old | | | | | | | | | | | | | | | | | |
| 155901 | Collin Athena Alliance | 09/18/2023 | Active | 47 | 6 | 2 | 4 | 9.30% | 40 | 1 | 1 | | 2 | R | SC | 2 | |
| 172757 | Dallas Badhimalika | 07/23/2024 | Active | 23 | 23 | 0 | 23 | 100.00% | 0 | | 2 | | | | M,VP,SC | 10 | \$100.00 |
| 178345 | Dallas Everest Women's | 10/31/2024 | Active | 41 | 41 | 0 | 41 | 100.00% | 0 | | 2 | | | | M,VP,SC | 4 | \$150.00 |
| 155166 | Dallas Green | 08/14/2023 | Active | 25 | 2 | 0 | 2 | 8.70% | 24 | | 3 | | 2 | R | | 1 | |
| 176944 | Dallas Himalayan Sports | 09/06/2024 | Active | 31 | 34 | 3 | 31 | 100.00% | 0 | 0 | 1 | | | N | SC | 2 | \$100.00 |
| 179630 | Dallas Himalayan Womens | 12/30/2024 | Active | 39 | 46 | 7 | 39 | 100.00% | 0 | 0 | 0 | | | N | M,SC | 4 | |
| 181348 | Dallas Multicultural | 04/14/2025 | Newly Chartered | 31 | 31 | 0 | 31 | 100.00% | 0 | | 0 | | | | VP,SC | 1 | \$20.00 |
| 177618 | DFW Cyber | 09/10/2024 | Active | 49 | 50 | 1 | 49 | 100.00% | 0 | 0 | 0 | | | N | M | 3 | |
| 156930 | Grand Prairie Host Family | 12/21/2023 | Active | 37 | 24 | 18 | 6 | 19.35% | 31 | 2 | 1 | | 2 | R | M,SC | 1 | 90+ Days |
| 156033 | Irving (DFW) Independent Campus | 09/26/2023 | Active | 32 | 6 | 0 | 6 | 23.08% | 24 | | 1 | | | R | M,SC | 4 | \$20.00 |
| Clubs more than two years old | | | | | | | | | | | | | | | | | |
| 78425 | ALLEN COMMUNITY Exc Award (06/30/2024) | 03/09/2004 | Active | 11 | 0 | 5 | -5 | -31.25% | 16 | 5 | 1 | | 3 | N | SC | 1 | |
| 962 | BALCH SPRINGS | 01/08/1969 | Active | 9 | 0 | 0 | 0 | 0.00% | 9 | | 11 | | 9 | | M,VP,SC | 10 | \$21.00 |
| 42999 | CARROLLTON EVENING Exc Award (06/30/2021) | 09/19/1983 | Active | 21 | 0 | 0 | 0 | 0.00% | 23 | | 0 | | | N | M | 0 | \$105.00 |
| 963 | CARROLLTON HOST | 10/18/1934 | Active | 26 | 2 | 1 | 1 | 4.00% | 25 | 2 | 0 | | | N | SC | 1 | 90+ Days |
| 42260 | CEDAR HILL | 02/10/1983 | Active | 24 | 3 | 0 | 3 | 14.29% | 21 | | 7 | | 2 | R | SC | 7 | |
| 967 | COMMERCE Exc Award (06/30/2021) | 10/06/1925 | Active | 20 | 0 | 5 | -5 | -20.00% | 25 | 11 | 1 | | | N | SC | 7 | \$2,000.00 |
| 42630 | COPPELL Exc Award (06/30/2016, 06/30/2017, 06/30/2020) | 05/12/1983 | Active | 48 | 10 | 6 | 4 | 9.09% | 44 | 10 | 0 | | | N | | 0 | \$9,513.52 |
| 43313 | CRANDALL COMBINE | 01/03/1984 | Active | 7 | 1 | 0 | 1 | 16.67% | 6 | | 7 | | 2 | R | M,SC | 10 | \$12.00 |
| 117832 | DALLAS ACE | 09/13/2012 | Active | 16 | 16 | 16 | 0 | 0.00% | 16 | 7 | 2 | | 2 | | T,M,VP,SC | 9 | \$21.00 |



Club Health Assessment for District 2 X1 through May 2025

| | | | Status | Membership | | | | | | | Reports | | | | | Finance | | LCIF |
|--|------------------------------|--------------|---|-----------------------------|-------------------|---------------------|----------------|---|----------------------------|--|-------------------------------------|------------------------------------|------------------------|---|--|-----------------|-----------------------------------|------|
| Club Number | Club Name | Charter Date | | Current Member Count | YTD Members Added | YTD Members Dropped | YTD Net Growth | YTD Net Growth% | Member Count 12 Months Ago | Avg. length of service for dropped members | Months Since Last MMR *** | Yrs. Since Last Officer Report | President Rotation | Vice President Reported **** | Months Since Last Activity Report *** | Account Balance | Donations for current Fiscal Year | |
| | | | Number of times on status quo within last two years | If below 15 members appears | | | | If net loss is greater than 20% appears | | | If no report in 3 months appears in | When more than one year appears in | Number of repeat terms | Notes the officers that do not have an active | If no report at 12 months appears in red | | | |
| 141850 | Dallas Bangladeshi | 06/24/2020 | Active | 12 | 0 | 0 | 0 | 0.00% | 17 | | 11 | | | N | M,SC | 10 | | |
| Exc Award (06/30/2021) | | | | | | | | | | | | | | | | | | |
| 147774 | Dallas Buddha | 08/10/2021 | Active | 45 | 18 | 2 | 16 | 55.17% | 29 | 3 | 0 | | | R | | 0 | \$300.00 | |
| 987 | DALLAS DALCLIFF-WYNNEWOOD | 02/29/1952 | Active | 20 | 3 | 2 | 1 | 5.26% | 19 | 6 | 0 | | 3 | | S,T,M,VP,SC | 7 | \$2,000.00 | |
| 67639 | DALLAS EVEREST | 04/08/2003 | Active | 131 | 31 | 3 | 28 | 27.18% | 105 | 2 | 1 | | | N | | 0 | \$4,180.00 | |
| Exc Award (06/30/2017, 06/30/2021, 06/30/20) | | | | | | | | | | | | | | | | | | |
| 45991 | DALLAS FILIPINO | 04/28/1986 | Active | 22 | 6 | 3 | 3 | 15.79% | 19 | 5 | 0 | | | R | M,SC | 2 | \$150.00 | |
| Exc Award (06/30/2016, 06/30/2017, 06/30/20) | | | | | | | | | | | | | | | | | | |
| 969 | DALLAS FOUNDER | 09/15/1916 | Active | 71 | 33 | 12 | 21 | 42.00% | 54 | 1 | 0 | | | N | | 0 | \$2,055.00 | |
| Exc Award (06/30/2023, 07/30/2017) | | | | | | | | | | | | | | | | | | |
| 129989 | Dallas Frisco | 02/14/2017 | Active | 12 | 2 | 4 | -2 | -14.29% | 14 | 5 | 5 | | 3 | R | SC | 3 | \$20.00 | |
| 153516 | Dallas Health | 03/14/2023 | Active | 19 | 0 | 3 | -3 | -13.64% | 28 | 2 | 1 | | 3 | R | T,M,SC | 10 | \$20.00 | |
| 44410 | DALLAS INDIAN | 12/31/1984 | Active | 47 | 7 | 4 | 3 | 6.82% | 44 | 2 | 2 | | | N | M,SC | 4 | | |
| Exc Award (06/30/2016, 06/30/2024) | | | | | | | | | | | | | | | | | | |
| 151835 | Dallas Lumbini | 08/31/2022 | Active | 24 | 4 | 2 | 2 | 9.09% | 22 | 2 | 0 | | | | M,VP,SC | 6 | \$20.00 | |
| 130010 | Dallas North Indo Centennial | 02/01/2017 | Active | 31 | 1 | 1 | 0 | 0.00% | 34 | 2 | 2 | | | R | | 0 | | |
| 980 | DALLAS OAK CLIFF | 04/01/1929 | Active | 85 | 15 | 11 | 4 | 4.94% | 82 | 22 | 1 | | | N | T,SC | 9 | \$900.00 | |
| Exc Award (06/30/2022) | | | | | | | | | | | | | | | | | | |
| 982 | DALLAS PARK CITIES | 01/17/1929 | Active | 19 | 0 | 0 | 0 | 0.00% | 19 | | 1 | | 3 | | VP,SC | 0 | \$200.00 | |
| Exc Award (06/30/2021) | | | | | | | | | | | | | | | | | | |
| 143313 | Dallas Pokhara | 11/16/2020 | Active | 30 | 5 | 2 | 3 | 11.11% | 27 | 4 | 1 | | | N | | 0 | \$300.00 | |
| 984 | DALLAS SOUTH | 06/22/1970 | Active | 8 | 0 | 1 | -1 | -11.11% | 9 | 16 | 1 | | 4 | R | S,M,VP,SC | 1 | | |
| Exc Award (06/30/2017) | | | | | | | | | | | | | | | | | | |
| 990 | DALLAS TRINITY INDUSTRIAL | 05/02/1951 | Active | 19 | 5 | 2 | 3 | 18.75% | 16 | 2 | 2 | | | N | M,SC | 9 | \$6,576.83 | |
| Exc Award (06/30/2022, 06/30/2023, 06/30/20) | | | | | | | | | | | | | | | | | | |
| 986 | DALLAS WHITE ROCK | 02/19/1951 | Active | 13 | 1 | 4 | -3 | -18.75% | 17 | 23 | 0 | | | | M,VP,SC | 0 | \$32.00 | |
| 90223 | DALLAS WOMEN'S | 11/23/2005 | Active | 3 | 0 | 0 | 0 | 0.00% | 3 | | 12 | | 3 | R | M,SC | 10 | | |



Club Health Assessment for District 2 X1 through May 2025

| | | | Status | Membership | | | | | | | Reports | | | | | Finance | LCIF | |
|--|---------------------------|--------------|---|-----------------------------|-------------------|---------------------|----------------|-----------------|---|--|---------------------------|-------------------------------------|------------------------------------|------------------------------|---|--|-----------------------------------|-------------|
| Club Number | Club Name | Charter Date | | Current Member Count | YTD Members Added | YTD Members Dropped | YTD Net Growth | YTD Net Growth% | Member Count 12 Months Ago | Avg. length of service for dropped members | Months Since Last MMR *** | Yrs. Since Last Officer Report | President Rotation | Vice President Reported **** | Months Since Last Activity Report *** | Account Balance | Donations for current Fiscal Year | |
| | | | Number of times on status quo within last two years | If below 15 members appears | | | | | If net loss is greater than 20% appears | | | If no report in 3 months appears in | When more than one year appears in | Number of repeat terms | Notes the officers that do not have an active | If no report at 12 months appears in red | | |
| Exc Award (06/30/2021) | | | | | | | | | | | | | | | | | | |
| 993 | DE SOTO | 09/19/1949 | Active | 28 | 11 | 8 | 3 | 12.00% | 25 | 12 | 0 | | 9 | R | 0 | 90+ Days | \$300.00 | |
| Exc Award (06/30/2017, 06/30/2022, 06/30/2023) | | | | | | | | | | | | | | | | | | |
| 995 | DUNCANVILLE NOON | 08/02/1971 | Active | 60 | 11 | 6 | 5 | 9.09% | 55 | 15 | 0 | | None | P,S,T,VP,SC | 0 | | \$2,050.00 | |
| Exc Award (06/30/2018) | | | | | | | | | | | | | | | | | | |
| 996 | ENNIS HOST | 03/05/1921 | Active | 38 | 4 | 20 | -16 | -29.63% | 54 | 18 | 0 | | | VP,SC | 7 | | | |
| 49668 | FERRIS | 06/30/1989 | Active | 5 | 2 | 3 | -1 | -16.67% | 6 | 2 | 0 | | 3 | R | M,SC | 5 | | |
| Exc Award (06/30/2023) | | | | | | | | | | | | | | | | | | |
| 34931 | FORNEY | 01/17/1978 | Active | 26 | 2 | 5 | -3 | -10.34% | 30 | 10 | 0 | | 2 | R | SC | 10 | | \$100.00 |
| 1001 | GARLAND EVENING | 09/04/1958 | Active | 6 | 0 | 0 | 0 | 0.00% | 6 | | 1 | | | IP | 0 | | \$250.00 | |
| Exc Award (06/30/2023) | | | | | | | | | | | | | | | | | | |
| 1003 | GRAND PRAIRIE HOST | 08/10/1942 | Active | 76 | 12 | 24 | -12 | -13.64% | 88 | 4 | 0 | | | N | 0 | 90+ Days | \$2,176.00 | |
| Exc Award (06/30/2017, 06/30/2020, 06/30/2023) | | | | | | | | | | | | | | | | | | |
| 1005 | GREENVILLE | 07/02/1921 | Active | 23 | 2 | 1 | 1 | 4.55% | 22 | 5 | 0 | | | N | SC | 0 | | \$500.00 |
| 58413 | IRVING DFW INDIAN | 06/13/1996 | Active | 53 | 9 | 3 | 6 | 12.77% | 47 | 12 | 1 | | 2 | R | | 4 | | \$1,144.00 |
| Exc Award (06/30/2017, 06/30/2018, 06/30/2023) | | | | | | | | | | | | | | | | | | |
| 134371 | Irving Everest Centennial | 04/18/2018 | Active | 58 | 18 | 6 | 12 | 26.09% | 48 | 1 | 1 | | | N | 0 | | \$1,275.00 | |
| Exc Award (06/30/2021, 06/30/2023, 06/30/2024) | | | | | | | | | | | | | | | | | | |
| 1008 | IRVING NOON DAY | 07/31/1957 | Active | 24 | 2 | 0 | 2 | 9.09% | 23 | | 0 | | 7 | R | S,M,SC | 1 | | \$20.00 |
| Exc Award (06/30/2017, 06/30/2018) | | | | | | | | | | | | | | | | | | |
| 96739 | ITALY | 03/27/2006 | Active | 5 | 1 | 4 | -3 | -37.50% | 8 | 3 | 0 | | 11 | N | M,VP,SC | 1 | | \$100.00 |
| Exc Award (06/30/2022) | | | | | | | | | | | | | | | | | | |
| 1011 | KAUFMAN | 07/17/1928 | Active | 110 | 26 | 17 | 9 | 8.91% | 104 | 3 | 0 | | | N | 3 | | \$1,150.00 | |
| Exc Award (06/30/2020, 06/30/2024) | | | | | | | | | | | | | | | | | | |
| 135184 | Lancaster New Centennial | 06/25/2018 | Active | 56 | 6 | 0 | 6 | 12.00% | 48 | | 0 | | 2 | R | SC | 4 | | \$420.00 |
| Exc Award (06/30/2024) | | | | | | | | | | | | | | | | | | |
| 1014 | MABANK CEDAR CREEK AREA | 02/12/1970 | Active | 29 | 4 | 0 | 4 | 16.00% | 25 | | 2 | | 4 | N | SC | 0 | | \$10,705.00 |
| Exc Award (06/30/2021, 06/30/2023, 06/30/2024) | | | | | | | | | | | | | | | | | | |



Club Health Assessment for District 2 X1 through May 2025

| | | | Status | Membership | | | | | | | Reports | | | | | Finance | | LCIF |
|-------------|--|--------------|---|-----------------------------|-------------------|---------------------|----------------|---|----------------------------|--|-------------------------------------|------------------------------------|------------------------|---|--|-----------------|-----------------------------------|------|
| Club Number | Club Name | Charter Date | | Current Member Count | YTD Members Added | YTD Members Dropped | YTD Net Growth | YTD Net Growth% | Member Count 12 Months Ago | Avg. length of service for dropped members | Months Since Last MMR *** | Yrs. Since Last Officer Report | President Rotation | Vice President Reported **** | Months Since Last Activity Report *** | Account Balance | Donations for current Fiscal Year | |
| | | | Number of times on status quo within last two years | If below 15 members appears | | | | If net loss is greater than 20% appears | | | If no report in 3 months appears in | When more than one year appears in | Number of repeat terms | Notes the officers that do not have an active | If no report at 12 months appears in red | | | |
| 84344 | MAYPEARL | 10/19/2004 | Active | 28 | 1 | 2 | -1 | -3.45% | 33 | 1 | 0 | | 3 | N | S,M,SC | 7 | | |
| | Exc Award (06/30/2023) | | | | | | | | | | | | | | | | | |
| 1015 | MESQUITE HOST | 12/20/1939 | Active | 6 | 0 | 2 | -2 | -25.00% | 8 | 2 | 4 | | | | M,VP,SC | 7 | \$20.00 | |
| 1017 | MIDLOTHIAN | 04/23/1946 | Active | 49 | 10 | 6 | 4 | 8.89% | 44 | 10 | 0 | | | N | | 0 | \$1,825.00 | |
| | Exc Award (06/30/2021, 06/30/2023, 06/30/2024) | | | | | | | | | | | | | | | | | |
| 136456 | Plano Collin Nepalese | 10/18/2018 | Active | 57 | 4 | 1 | 3 | 5.56% | 54 | 6 | 0 | | | N | | 0 | \$210.00 | |
| 33920 | PLANO EARLY | 05/23/1977 | Active | 38 | 5 | 4 | 1 | 2.70% | 37 | 23 | 2 | | | N | M,SC | 0 | \$1,759.00 | |
| | Exc Award (06/30/2021) | | | | | | | | | | | | | | | | | |
| 62193 | PLANO EVENING | 06/28/1999 | Active | 2 | 0 | 0 | 0 | 0.00% | 2 | | 9 | | 8 | | M,VP,SC | 6 | \$22.00 | |
| 1023 | RED OAK | 10/03/1949 | Active | 19 | 6 | 4 | 2 | 11.76% | 17 | 5 | 0 | | 2 | R | T,SC | 4 | \$60.00 | |
| 1024 | RICHARDSON HOST | 08/22/1957 | Active | 21 | 2 | 1 | 1 | 5.00% | 20 | 31 | 0 | | 3 | R | SC | 2 | \$100.00 | |
| | Exc Award (06/30/2021, 06/30/2023) | | | | | | | | | | | | | | | | | |
| 111389 | RICHARDSON MIDDAY | 06/16/2011 | Active | 24 | 3 | 1 | 2 | 9.09% | 21 | 2 | 0 | | | N | SC | 0 | \$1,150.00 | |
| | Exc Award (06/30/2017, 06/30/2018, 06/30/2024) | | | | | | | | | | | | | | | | | |
| 1026 | ROCKWALL | 05/10/1951 | Active | 18 | 0 | 0 | 0 | 0.00% | 18 | | 13 | | | N | S,M,SC | 6 | | |
| 1027 | ROWLETT | 04/04/1966 | Active | 17 | 3 | 0 | 3 | 21.43% | 14 | | 3 | | 6 | R | M,SC | 5 | | |
| 101007 | ROYSE CITY | 01/24/2008 | Active | 9 | 0 | 3 | -3 | -25.00% | 9 | 1 | 4 | | 4 | N | SC | 0 | | |
| | Exc Award (06/30/2017, 06/30/2018, 06/30/2024) | | | | | | | | | | | | | | | | | |
| 37755 | SACHSE | 12/06/1979 | Active | 22 | 2 | 3 | -1 | -4.35% | 24 | 7 | 2 | | | N | | 0 | \$175.00 | |
| | Exc Award (06/30/2022, 06/30/2023, 06/30/2024) | | | | | | | | | | | | | | | | | |
| 68650 | SEAGOVILLE SUNSET | 04/17/2003 | Active | 20 | 0 | 0 | 0 | 0.00% | 20 | | 12 | | 12 | R | | 0 | \$50.00 | |
| | Exc Award (06/30/2017) | | | | | | | | | | | | | | | | | |
| 1029 | TERRELL | 02/28/1921 | Active | 24 | 20 | 28 | -8 | -25.00% | 32 | 8 | 5 | | | N | M | 3 | \$20.00 | |
| 118089 | UTD INFINITY | 10/29/2012 | Active | 12 | 10 | 8 | 2 | 20.00% | 10 | 1 | 8 | | None | | P,T,M,VP,SC | 7 | \$20.00 | |
| 1032 | WAXAHACHIE | 02/03/1925 | Active | 66 | 6 | 10 | -4 | -5.71% | 75 | 17 | 0 | | | N | M,SC | 6 | \$350.00 | |
| 103714 | WYLIE EVENING | 10/02/2008 | Active | 3 | 0 | 6 | -6 | -66.67% | 9 | 8 | 5 | | 3 | | M,VP,SC | 5 | \$45.00 | |
| | Exc Award (06/30/2023) | | | | | | | | | | | | | | | | | |



Club Health Assessment for District 2 X1 through May 2025

|  | | | Status | Membership | | | | | | | Reports | | | | | Finance | LCIF |
|--|-----------|--------------|---|-----------------------------|-------------------|---------------------|----------------|---|----------------------------|--|-------------------------------------|------------------------------------|------------------------|---|--|-----------------|-----------------------------------|
| Club Number | Club Name | Charter Date | | Current Member Count | YTD Members Added | YTD Members Dropped | YTD Net Growth | YTD Net Growth% | Member Count 12 Months Ago | Avg. length of service for dropped members | Months Since Last MMR *** | Yrs. Since Last Officer Report | President Rotation | Vice President Reported **** | Months Since Last Activity Report *** | Account Balance | Donations for current Fiscal Year |
| | | | Number of times on status quo within last two years | If below 15 members appears | | | | If net loss is greater than 20% appears | | | If no report in 3 months appears in | When more than one year appears in | Number of repeat terms | Notes the officers that do not have an active | If no report at 12 months appears in red | | |

Clubs Cancelled Previous Fiscal Year – Clubs Cancelled within last 12 months may be reinstated

| Club Number | Club Name | Charter Date | Current Status* | Cancellation Date |
|-------------|-----------|--------------|-----------------|-------------------|
| 150592 | Fate | 04/26/2022 | Cancelled(8*) | 06/29/2024 |

| Current Total Clubs Count | YTD New Clubs Count | YTD Cancelled Clubs Count | YTD Net Club Gain | Current Total Members Count | YTD Add | YTD Drop | YTD Net Growth | YTD Net Growth % | Member Count 12 Months Ago | Average Member Count Per Club | % of Clubs with less than 20 members | % No MMR in 3 Months | % No Officer Report in 12 Months | % of Clubs with balance 90+ days | Number of Clubs in Status Quo | % Status Quo Clubs in Financial Suspension | Number of Cancelled Clubs | Average Cancelled Club Age | Members Lost Due to Cancellation | % of Clubs Cancelled for Non-Financial Reasons |
|---------------------------|---------------------|---------------------------|-------------------|-----------------------------|---------|----------|----------------|------------------|----------------------------|-------------------------------|--------------------------------------|----------------------|----------------------------------|----------------------------------|-------------------------------|--|---------------------------|----------------------------|----------------------------------|--|
| 70 | 6 | 0 | 6 | 2,180 | 608 | 296 | 312 | 16.70% | 1,898 | 31 | 33% | 23% | 0% | 6% | 0 | 0% | 0 | 0 | 0 | 0% |

* - P - Priority Club. Cancellation Reasons: 1-Objectives/conduct, 2-Non-active club, 5-Non-existing club, 6-Disbanding, 7-Merger, 8-Financial Suspension, 9-District/Multiple District Dues.

** - Abbreviation: P-President, S-Secretary, T-Treasurer, M-Member Chairperson, VP-First Vice President, MC-Communications Chairperson, SC-Service Chairperson

*** - Abbreviation: N/R - Never reported using the Lions Clubs website, N/A - Not applicable, No password registered for the Lions Clubs website.

**** - Abbreviation: N - New, IP - Immediate Past, R - Repeat.




Club Health Assessment for District 2 X2 through May 2025

| | | | Status | Membership | | | | | | | Reports | | | | | Finance | | LCIF |
|--|----------------|--------------|---|-----------------------------|-------------------|---------------------|----------------|---|----------------------------|--|-------------------------------------|------------------------------------|------------------------|---|--|-----------------|-----------------------------------|------|
| Club Number | Club Name | Charter Date | | Current Member Count | YTD Members Added | YTD Members Dropped | YTD Net Growth | YTD Net Growth% | Member Count 12 Months Ago | Avg. length of service for dropped members | Months Since Last MMR *** | Yrs. Since Last Officer Report | President Rotation | Vice President Reported **** | Months Since Last Activity Report *** | Account Balance | Donations for current Fiscal Year | |
| | | | Number of times on status quo within last two years | If below 15 members appears | | | | If net loss is greater than 20% appears | | | If no report in 3 months appears in | When more than one year appears in | Number of repeat terms | Notes the officers that do not have an active | If no report at 12 months appears in red | | | |
| Clubs less than two years old | | | | | | | | | | | | | | | | | | |
| 154872 | Avinger Area | 06/20/2023 | Active | 23 | 3 | 1 | 2 | 9.52% | 27 | 14 | 0 | | | N | M,VP,SC | 4 | \$65.00 | |
| 156611 | Diana | 11/13/2023 | Active | 14 | 0 | 14 | -14 | -50.00% | 28 | 1 | 4 | | 2 | R | SC | N/A | \$30.00 | |
| 182364 | Hughes Springs | 05/21/2025 | Newly Chartered | 24 | 24 | 0 | 24 | 100.00% | 0 | | 0 | | | | S,M,VP,SC | N/R | | |
| Clubs more than two years old | | | | | | | | | | | | | | | | | | |
| 1035 | ATLANTA | 05/30/1940 | Active | 73 | 36 | 12 | 24 | 48.98% | 50 | 5 | 1 | | 4 | | M,VP,SC | 7 | \$53.00 | |
| Exc Award (06/30/2023) | | | | | | | | | | | | | | | | | | |
| 126191 | Big Sandy Area | 11/17/2015 | Active | 33 | 4 | 5 | -1 | -2.94% | 35 | 4 | 2 | | | N | | 0 | \$55.00 | |
| Exc Award (06/30/2017, 06/30/2018, 06/30/2020) | | | | | | | | | | | | | | | | | | |
| 1039 | BONHAM | 08/14/1939 | Active | 11 | 1 | 2 | -1 | -8.33% | 12 | 1 | 1 | | 2 | N | M,SC | 14 | \$325.00 | |
| Exc Award (06/30/2021, 06/30/2024) | | | | | | | | | | | | | | | | | | |
| 1040 | CANTON | 02/26/1932 | Active | 85 | 3 | 3 | 0 | 0.00% | 85 | 14 | 0 | | | N | | 22 | \$1,348.00 | |
| 1042 | DAINGERFIELD | 04/25/1944 | Active | 11 | 0 | 1 | -1 | -8.33% | 12 | 30 | 1 | | | N | M | 19 | \$40.00 | |
| 1047 | EMORY | 05/14/1941 | Active | 11 | 0 | 1 | -1 | -8.33% | 12 | 35 | 1 | | 13 | | T,M,VP,SC | 0 | \$30.00 | |
| 1048 | GILMER | 10/13/1953 | Active | 26 | 10 | 8 | 2 | 8.33% | 24 | 2 | 5 | | | N | M,SC | 0 | \$50.00 | |
| Exc Award (06/30/2022) | | | | | | | | | | | | | | | | | | |
| 1049 | GLADEWATER | 09/09/1931 | Active | 15 | 0 | 3 | -3 | -16.67% | 18 | 4 | 9 | | 2 | N | S,SC | 8 | \$58.43 | |
| 1050 | GRAND SALINE | 10/16/1931 | Active(2) | 6 | 0 | 1 | -1 | -14.29% | 7 | 52 | 9 | | 12 | | M,VP | 24+ | \$30.00 | |
| 1052 | HALLSVILLE | 04/05/1946 | Active | 36 | 2 | 2 | 0 | 0.00% | 38 | 3 | 1 | | 2 | N | SC | 5 | \$7,901.00 | |
| Exc Award (06/30/2021, 06/30/2022) | | | | | | | | | | | | | | | | | | |
| 1375 | HENDERSON | 01/09/1924 | Active | 46 | 10 | 3 | 7 | 17.95% | 39 | 13 | 1 | | | R | P | 9 | \$208.00 | |
| Exc Award (06/30/2024) | | | | | | | | | | | | | | | | | | |
| 1056 | JEFFERSON | 04/08/1946 | Active | 23 | 4 | 5 | -1 | -4.17% | 28 | 21 | 1 | | | R | S,M | 14 | \$50.00 | |
| Exc Award (06/30/2022) | | | | | | | | | | | | | | | | | | |
| 1057 | JUDSON | 05/05/1955 | Active | 47 | 11 | 6 | 5 | 11.90% | 42 | 5 | 1 | | | N | | 1 | \$124.00 | |
| Exc Award (06/30/2017, 06/30/2020, 06/30/2022) | | | | | | | | | | | | | | | | | | |
| 1059 | KILGORE | 04/09/1931 | Active | 53 | 3 | 6 | -3 | -5.36% | 54 | 11 | 2 | | | R | | 3 | \$30.00 | |



Club Health Assessment for District 2 X2 through May 2025

|  | | | Status | Membership | | | | | | | Reports | | | | | Finance | LCIF |
|--|--|--------------|---|-----------------------------|-------------------|---------------------|----------------|---|----------------------------|--|----------------------------------|------------------------------------|------------------------|---|--|-----------------|-----------------------------------|
| Club Number | Club Name | Charter Date | | Current Member Count | YTD Members Added | YTD Members Dropped | YTD Net Growth | YTD Net Growth% | Member Count 12 Months Ago | Avg. length of service for dropped members | Months Since Last MMR *** | Yrs. Since Last Officer Report | President Rotation | Vice President Reported **** | Months Since Last Activity Report *** | Account Balance | Donations for current Fiscal Year |
| | | | Number of times on status quo within last two years | If below 15 members appears | | | | If net loss is greater than 20% appears | | | If no report in 3 months appears | When more than one year appears in | Number of repeat terms | Notes the officers that do not have an active | If no report at 12 months appears in red | | |
| 1063 | LINDEN | 04/16/1946 | Active | 31 | 5 | 10 | -5 | -13.89% | 36 | 11 | 2 | | | N | T,M,SC | 11 | \$679.00 |
| | Exc Award (06/30/2021, 06/30/2024) | | | | | | | | | | | | | | | | |
| 1064 | LONGVIEW | 05/18/1928 | Active(1) | 11 | 2 | 4 | -2 | -15.38% | 13 | 12 | 0 | | | N | | 0 | \$256.00 |
| | Exc Award (06/30/2017, 06/30/2020, 06/30/2024) | | | | | | | | | | | | | | | | |
| 1066 | MARSHALL | 04/05/1938 | Active | 51 | 15 | 6 | 9 | 21.43% | 41 | 7 | 0 | | | N | | 2 | \$380.00 |
| | Exc Award (06/30/2024) | | | | | | | | | | | | | | | | |
| 1070 | MT PLEASANT | 09/14/1948 | Active | 84 | 9 | 4 | 5 | 6.33% | 77 | 9 | 0 | | | N | | 0 | \$1,188.00 |
| | Exc Award (06/30/2018, 06/30/2021, 06/30/2024) | | | | | | | | | | | | | | | | |
| 1073 | NEW BOSTON | 04/05/1940 | Active | 16 | 4 | 5 | -1 | -5.88% | 17 | 2 | 2 | | 13 | | M,VP,SC | 24+ | \$30.00 |
| 1074 | NEW BOSTON EVENING | 02/11/1965 | Status Quo(1) | 11 | 0 | 0 | 0 | 0.00% | 11 | | 23 | 1 | None | | P,S,T,M,VP SC | 24+ | \$30.00 |
| 95183 | ORE CITY | 02/02/2006 | Active | 28 | 2 | 0 | 2 | 7.69% | 26 | | 1 | | 2 | | T,M,VP,SC | 15 | \$535.00 |
| 1076 | PARIS FOUNDERS | 05/08/1921 | Active(2) | 9 | 0 | 0 | 0 | 0.00% | 15 | | 11 | | 2 | | M,VP,SC | 24+ | \$30.00 |
| 1078 | PITTSBURG | 02/13/1954 | Active | 23 | 3 | 7 | -4 | -14.81% | 27 | 14 | 2 | | | | M,VP,SC | 5 | \$30.00 |
| | Exc Award (06/30/2023) | | | | | | | | | | | | | | | | |
| 33198 | QUITMAN | 01/24/1977 | Active(1) | 11 | 0 | 2 | -2 | -15.38% | 13 | 17 | 1 | | 23 | R | P,M,SC | 12 | \$30.00 |
| 1081 | SULPHUR SPRINGS | 09/13/1937 | Active | 24 | 3 | 0 | 3 | 14.29% | 21 | | 6 | | | N | SC | 17 | \$442.00 |
| 1414 | TATUM | 04/09/1953 | Active | 23 | 1 | 5 | -4 | -14.81% | 27 | 8 | 3 | | | N | M | 13 | \$30.00 |
| 1084 | TYLER | 08/27/1931 | Active | 35 | 2 | 11 | -9 | -20.45% | 45 | 17 | 0 | | | N | | 0 | \$158.00 |
| | Exc Award (06/30/2021, 06/30/2022, 06/30/2024) | | | | | | | | | | | | | | | | |
| 98960 | WASKOM | 04/03/2007 | Active | 40 | 10 | 4 | 6 | 17.65% | 37 | 3 | 0 | | 2 | R | P,SC | 13 | \$1,263.00 |
| | Exc Award (06/30/2024) | | | | | | | | | | | | | | | | |
| 1087 | WHITE OAK | 11/19/1953 | Active | 9 | 3 | 7 | -4 | -30.77% | 13 | 19 | 4 | | None | | P,T,M,VP,SC | 10 | \$30.00 |
| 1088 | WINNSBORO | 03/24/1949 | Active | 10 | 1 | 0 | 1 | 11.11% | 9 | | 2 | | 6 | R | M,SC | 5 | \$30.00 |
| 52008 | YANTIS LAKE FORK | 09/17/1991 | Active | 15 | 2 | 0 | 2 | 15.38% | 13 | | 9 | | 6 | | M,VP,SC | 16 | \$30.00 |

Clubs Cancelled Previous Fiscal Year – Clubs Cancelled within last 12 months may be reinstated

| Club Number | Club Name | Charter Date | Current Status* | Cancellation Date |
|-------------|-----------|--------------|-----------------|-------------------|
|-------------|-----------|--------------|-----------------|-------------------|



Club Health Assessment for District 2 X2 through May 2025

| | | | Status | | | | | | | Membership | | | | | Reports | | | | Finance | | LCIF |
|---------------------------|--------------------------|---------------------------|---|-----------------------------|-------------------|---------------------|----------------|---|----------------------------|--|--------------------------------------|------------------------------------|----------------------------------|---|--|--|-----------------------------------|----------------------------|----------------------------------|--|------|
| Club Number | Club Name | Charter Date | | Current Member Count | YTD Members Added | YTD Members Dropped | YTD Net Growth | YTD Net Growth% | Member Count 12 Months Ago | Avg. length of service for dropped members | Months Since Last MMR *** | Yrs. Since Last Officer Report | President Rotation | Vice President Reported **** | Months Since Last Activity Report *** | Account Balance | Donations for current Fiscal Year | | | | |
| | | | Number of times on status quo within last two years | If below 15 members appears | | | | If net loss is greater than 20% appears | | | If no report in 3 months appears in | When more than one year appears in | Number of repeat terms | Notes the officers that do not have an active | If no report at 12 months appears in red | | | | | | |
| 140111 | Harrison County Hispanic | 11/05/2019 | Cancelled(8*) | 10/29/2023 | | | | | | | | | | | | | | | | | |
| 139391 | Tatum Ladies | 08/15/2019 | Cancelled(7*) | 09/29/2023 | | | | | | | | | | | | | | | | | |
| Current Total Clubs Count | YTD New Clubs Count | YTD Cancelled Clubs Count | YTD Net Club Gain | Current Total Members Count | YTD Add | YTD Drop | YTD Net Growth | YTD Net Growth % | Member Count 12 Months Ago | Average Member Count Per Club | % of Clubs with less than 20 members | % No MMR in 3 Months | % No Officer Report in 12 Months | % of Clubs with balance 90+ days | Number of Clubs in Status Quo | % Status Quo Clubs in Financial Suspension | Number of Cancelled Clubs | Average Cancelled Club Age | Members Lost Due to Cancellation | % of Clubs Cancelled for Non-Financial Reasons | |
| 34 | 1 | 0 | 1 | 968 | 173 | 138 | 35 | 3.75% | 952 | 28 | 41% | 29% | 3% | 9% | 1 | 100% | 0 | 0 | 0 | 0% | |

* - P - Priority Club. Cancellation Reasons: 1-Objectives/conduct, 2-Non-active club, 5-Non-existing club, 6-Disbanding, 7-Merger, 8-Financial Suspension, 9-District/Multiple District Dues.

** - Abbreviation: P-President, S-Secretary, T-Treasurer, M-Member Chairperson, VP-First Vice President, MC-Communications Chairperson, SC-Service Chairperson

*** - Abbreviation: N/R - Never reported using the Lions Clubs website, N/A - Not applicable, No password registered for the Lions Clubs website.

**** - Abbreviation: N - New, IP - Immediate Past, R - Repeat.



Club Health Assessment for District 2 X3 through May 2025

| Club Number | Club Name | Charter Date | Status | Membership | | | | | | | Reports | | | | | Finance | LCIF |
|--------------------------------------|--------------------------|--------------|---|-----------------------------|-------------------|---------------------|----------------|---|----------------------------|--|----------------------------------|------------------------------------|------------------------|---|--|-----------------|-----------------------------------|
| | | | | Current Member Count | YTD Members Added | YTD Members Dropped | YTD Net Growth | YTD Net Growth% | Member Count 12 Months Ago | Avg. length of service for dropped members | Months Since Last MMR *** | Yrs. Since Last Officer Report | President Rotation | Vice President Reported **** | Months Since Last Activity Report *** | Account Balance | Donations for current Fiscal Year |
| | | | Number of times on status quo within last two years | If below 15 members appears | | | | If net loss is greater than 20% appears | | | If no report in 3 months appears | When more than one year appears in | Number of repeat terms | Notes the officers that do not have an active | If no report at 12 months appears in red | | |
| Clubs less than two years old | | | | | | | | | | | | | | | | | |
| 179433 | Bellmead-Lacy Lakeview | 11/06/2024 | Active | 18 | 25 | 7 | 18 | 100.00% | 0 | 1 | 1 | | | M,VP,SC | 3 | | |
| 182205 | Hico Area | 05/14/2025 | Newly Chartered | 21 | 21 | 0 | 21 | 100.00% | 0 | | 0 | | | VP,SC | N/R | | |
| 156068 | Hill County Evening | 09/28/2023 | Active | 18 | 6 | 7 | -1 | -5.26% | 21 | 2 | 4 | | 2 | M,VP,SC | 10 | | |
| 180771 | Hill County Lake Whitney | 02/06/2025 | Active | 19 | 24 | 5 | 19 | 100.00% | 0 | 0 | 0 | | | M,VP | 3 | | |
| 155967 | Mart Area | 09/07/2023 | Active | 14 | 7 | 8 | -1 | -6.67% | 15 | 1 | 0 | | 2 | N M,SC | 5 | | |
| Clubs more than two years old | | | | | | | | | | | | | | | | | |
| 1092 | BELTON | 04/15/1938 | Active | 37 | 3 | 7 | -4 | -9.76% | 41 | 2 | 0 | | | N | 0 | | \$82.00 |
| Exc Award (06/30/2023, 06/30/2024) | | | | | | | | | | | | | | | | | |
| 1094 | BLOOMING GROVE | 09/26/1949 | Active | 10 | 1 | 3 | -2 | -16.67% | 12 | 24 | 6 | | 2 | R P,M,SC | 1 | | |
| 52053 | BUFFALO | 10/04/1991 | Active | 19 | 5 | 3 | 2 | 11.76% | 16 | 10 | 1 | | | N SC | 9 | | \$234.00 |
| Exc Award (06/30/2023) | | | | | | | | | | | | | | | | | |
| 1099 | CLIFTON | 03/14/1929 | Active | 52 | 6 | 8 | -2 | -3.70% | 55 | 8 | 3 | | 2 | M,VP,SC | 5 | 90+ Days | \$108.00 |
| Exc Award (06/30/2021, 06/30/2023) | | | | | | | | | | | | | | | | | |
| 1101 | COPPERAS COVE | 01/28/1946 | Active | 12 | 2 | 4 | -2 | -14.29% | 14 | 5 | 0 | | 2 | R M,SC | 19 | | |
| Exc Award (06/30/2024) | | | | | | | | | | | | | | | | | |
| 1102 | CORSICANA | 07/03/1918 | Active | 35 | 7 | 5 | 2 | 6.06% | 33 | 8 | 1 | | | N VP,SC | 0 | 90+ Days | \$66.00 |
| 1104 | CROCKETT | 08/22/1923 | Active | 43 | 10 | 4 | 6 | 16.22% | 37 | 32 | 0 | | 2 | R M,SC | 2 | 90+ Days | \$74.00 |
| 1105 | DAWSON | 05/10/1940 | Active(3) | 16 | 0 | 0 | 0 | 0.00% | 16 | | 10 | | 2 | R M,SC | 24+ | | |
| 1108 | FAIRFIELD | 05/02/1953 | Active | 17 | 4 | 5 | -1 | -5.56% | 18 | 20 | 0 | | 5 | R T,M,VP,SC | 24+ | | \$36.00 |
| 1110 | GATESVILLE | 04/11/1935 | Active | 52 | 2 | 7 | -5 | -8.77% | 57 | 4 | 2 | | | N SC | 5 | | \$114.00 |
| Exc Award (06/30/2021) | | | | | | | | | | | | | | | | | |
| 48525 | GRAPELAND NOON | 05/10/1988 | Active | 48 | 3 | 19 | -16 | -25.00% | 62 | 6 | 0 | | | N SC | 0 | | \$528.00 |
| Exc Award (06/30/2019, 06/30/2024) | | | | | | | | | | | | | | | | | |
| 141406 | Greater Athens Area | 04/09/2020 | Active | 9 | 0 | 1 | -1 | -10.00% | 11 | 2 | 6 | | | N M,SC | 6 | | \$20.00 |
| 1112 | GROESBECK | 08/23/1923 | Active | 46 | 0 | 3 | -3 | -6.12% | 49 | 2 | 4 | | | N M | 9 | | \$198.00 |
| Exc Award (06/30/2016) | | | | | | | | | | | | | | | | | |



Club Health Assessment for District 2 X3 through May 2025

| | | | Status | Membership | | | | | | | Reports | | | | | Finance | | LCIF |
|--|---------------------------|--------------|---|-----------------------------|-------------------|---------------------|----------------|-----------------|---|--|---------------------------|-------------------------------------|------------------------------------|------------------------------|---|--|-----------------------------------|------------|
| Club Number | Club Name | Charter Date | | Current Member Count | YTD Members Added | YTD Members Dropped | YTD Net Growth | YTD Net Growth% | Member Count 12 Months Ago | Avg. length of service for dropped members | Months Since Last MMR *** | Yrs. Since Last Officer Report | President Rotation | Vice President Reported **** | Months Since Last Activity Report *** | Account Balance | Donations for current Fiscal Year | |
| | | | Number of times on status quo within last two years | If below 15 members appears | | | | | If net loss is greater than 20% appears | | | If no report in 3 months appears in | When more than one year appears in | Number of repeat terms | Notes the officers that do not have an active | If no report at 12 months appears in red | | |
| 1113 | HAMILTON | 01/26/1943 | Active | 35 | 4 | 5 | -1 | -2.78% | 36 | 21 | 0 | | | N | M,SC | 6 | | \$72.00 |
| 103994 | HARKER HEIGHTS | 11/19/2008 | Active | 11 | 0 | 7 | -7 | -38.89% | 18 | 8 | 0 | | 2 | | P,VP,SC | 4 | | \$36.00 |
| Exc Award (06/30/2022, 06/30/2024) | | | | | | | | | | | | | | | | | | |
| 40844 | HEWITT | 02/08/1982 | Active(1) | 18 | 0 | 2 | -2 | -10.00% | 20 | 13 | 2 | | | N | | 0 | | |
| Exc Award (06/30/2018) | | | | | | | | | | | | | | | | | | |
| 1114 | HILLSBORO | 11/21/1921 | Active | 52 | 11 | 7 | 4 | 8.33% | 49 | 3 | 0 | | | | VP,SC | 1 | | \$1,161.00 |
| Exc Award (06/30/2018, 06/30/2022) | | | | | | | | | | | | | | | | | | |
| 1115 | HUBBARD | 03/28/1929 | Active | 17 | 0 | 1 | -1 | -5.56% | 17 | 49 | 3 | | 11 | R | M,SC | 7 | | \$36.00 |
| 1118 | KENNARD | 06/18/1973 | Active | 9 | 0 | 1 | -1 | -10.00% | 10 | 11 | 7 | | None | R | P,M,VP,SC | 24+ | | \$20.00 |
| 1120 | KILLEEN EVENING | 11/11/1964 | Active | 19 | 2 | 1 | 1 | 5.56% | 18 | 0 | 0 | | | N | SC | 0 | | \$470.00 |
| Exc Award (06/30/2016, 06/30/2018, 06/30/2020) | | | | | | | | | | | | | | | | | | |
| 121362 | Killeen Ladies | 02/11/2014 | Active | 5 | 0 | 1 | -1 | -16.67% | 6 | 9 | 8 | | 2 | | M,VP,SC | 5 | | \$12.00 |
| 1119 | KILLEEN NOON | 05/24/1950 | Active | 56 | 9 | 1 | 8 | 16.67% | 52 | 5 | 0 | | | N | | 4 | | \$116.00 |
| 49757 | KOSSE | 07/05/1989 | Active | 15 | 0 | 3 | -3 | -16.67% | 16 | 4 | 0 | | | R | T,SC | 11 | | |
| 77837 | LAMPASAS | 11/28/2003 | Active | 11 | 0 | 3 | -3 | -21.43% | 14 | 12 | 0 | | | | M,VP,SC | 10 | | \$28.00 |
| 1122 | LOMETA | 03/16/1945 | Active(1) | 19 | 0 | 6 | -6 | -24.00% | 25 | 9 | 7 | | 2 | N | M,SC | 24+ | | \$50.00 |
| 1126 | MARLIN | 05/10/1935 | Status Quo(2) | 15 | 0 | 7 | -7 | -31.82% | 22 | 12 | 9 | | 2 | R | SC | 24+ | 90+ Days | \$44.00 |
| 1128 | MC GREGOR | 05/22/1952 | Active | 22 | 7 | 4 | 3 | 15.79% | 20 | 14 | 1 | | 2 | R | M,SC | 15 | | \$38.00 |
| 153113 | McLennan County Lake Waco | 12/12/2022 | Active(4) | 16 | 2 | 13 | -11 | -40.74% | 25 | 2 | 2 | | | IP | T,SC | N/R | | \$3,598.08 |
| 1129 | MERIDIAN | 06/04/1956 | Active | 8 | 2 | 0 | 2 | 33.33% | 6 | | 9 | | 2 | | VP,SC | 5 | | \$12.00 |
| 1130 | MEXIA | 11/05/1921 | Active | 20 | 1 | 2 | -1 | -4.76% | 22 | 2 | 0 | | | N | M,SC | 24+ | | \$42.00 |
| 134337 | Nolanville Lions Clubs | 04/30/2018 | Active | 18 | 5 | 6 | -1 | -5.26% | 19 | 4 | 5 | | 2 | R | M,SC | 11 | | |
| 1132 | OGLESBY | 11/10/1949 | Active(1) | 31 | 5 | 1 | 4 | 14.81% | 27 | 0 | 2 | | | N | M,SC | 24+ | 90+ Days | \$54.00 |
| 1133 | PALESTINE | 07/06/1923 | Active | 37 | 14 | 7 | 7 | 23.33% | 29 | 6 | 0 | | | N | | 7 | | |
| 1134 | PALESTINE EVENING | 10/24/1968 | Active | 8 | 0 | 0 | 0 | 0.00% | 8 | | 10 | | 3 | | M,VP,SC | 24+ | | \$32.00 |
| 134105 | Piney Woods | 03/19/2018 | Active | 32 | 6 | 6 | 0 | 0.00% | 31 | 2 | 1 | | 2 | R | M | 0 | | \$164.00 |



Club Health Assessment for District 2 X3 through May 2025

| Club Number | Club Name | Charter Date | Status | Membership | | | | | | | Reports | | | | | Finance | LCIF |
|---|----------------------|--------------|---|-----------------------------|-------------------|---------------------|----------------|---|----------------------------|--|----------------------------------|------------------------------------|------------------------|---|--|-----------------|-----------------------------------|
| | | | | Current Member Count | YTD Members Added | YTD Members Dropped | YTD Net Growth | YTD Net Growth% | Member Count 12 Months Ago | Avg. length of service for dropped members | Months Since Last MMR *** | Yrs. Since Last Officer Report | President Rotation | Vice President Reported **** | Months Since Last Activity Report *** | Account Balance | Donations for current Fiscal Year |
| | | | Number of times on status quo within last two years | If below 15 members appears | | | | If net loss is greater than 20% appears | | | If no report in 3 months appears | When more than one year appears in | Number of repeat terms | Notes the officers that do not have an active | If no report at 12 months appears in red | | |
| 1135 | RIESEL | 03/11/1947 | Active(1) | 23 | 2 | 3 | -1 | -4.17% | 24 | 3 | 0 | | | N | M,SC | 8 | |
| 1136 | ROBINSON | 06/16/1964 | Active | 5 | 0 | 0 | 0 | 0.00% | 5 | | 7 | | 19 | R | P,M,VP,SC | 7 | \$10.00 |
| 122293 | Robinson Area | 05/27/2014 | Active | 20 | 9 | 29 | -20 | -50.00% | 24 | 2 | 0 | | | | S,VP | 0 | \$210.00 |
| Exc Award (06/30/2016, 06/30/2022, 06/30/20 | | | | | | | | | | | | | | | | | |
| 123172 | Rosebud-Lott Area | 09/22/2014 | Active | 10 | 0 | 1 | -1 | -9.09% | 11 | 11 | 1 | | 9 | R | | 0 | \$44.00 |
| 30547 | SALADO | 04/11/1975 | Active | 58 | 0 | 2 | -2 | -3.33% | 66 | 17 | 0 | | | N | M,SC | 0 | \$120.00 |
| 53343 | TEMPLE BREAKFAST | 06/23/1992 | Active | 26 | 3 | 5 | -2 | -7.14% | 28 | 3 | 0 | | 2 | N | M | 0 | \$150.00 |
| 1138 | TEMPLE FOUNDER | 06/21/1917 | Active | 117 | 8 | 10 | -2 | -1.68% | 118 | 21 | 1 | | | N | T | 3 | \$1,238.00 |
| Exc Award (06/30/2022) | | | | | | | | | | | | | | | | | |
| 124895 | Temple-Belton Ladies | 05/19/2015 | Active | 14 | 3 | 2 | 1 | 7.69% | 17 | 5 | 1 | | | N | M | 6 | \$724.00 |
| Exc Award (06/30/2020, 06/30/2021, 06/30/20 | | | | | | | | | | | | | | | | | |
| 41952 | VALLEY MILLS | 11/15/1982 | Active | 14 | 0 | 0 | 0 | 0.00% | 14 | | 14 | | 12 | R | S,M,SC | 8 | |
| 1141 | WACO FOUNDER, INC. | 07/19/1916 | Active | 69 | 8 | 4 | 4 | 6.15% | 67 | 11 | 1 | | | N | SC | 0 | \$130.00 |
| 120955 | Waco Women's | 12/13/2013 | Active | 19 | 7 | 5 | 2 | 11.76% | 17 | 19 | 0 | | | N | M,SC | 0 | \$258.00 |
| Exc Award (06/30/2016, 06/30/2023) | | | | | | | | | | | | | | | | | |
| 1145 | WHITNEY | 06/29/1931 | Active(2) | 19 | 26 | 19 | 7 | 58.33% | 12 | 12 | 3 | | None | | P,S,T,M,VP SC | 7 | 90+ Days |

Clubs Cancelled Previous Fiscal Year – Clubs Cancelled within last 12 months may be reinstated

| Club Number | Club Name | Charter Date | Current Status* | Cancellation Date |
|-------------|-------------------------------|--------------|-----------------|-------------------|
| 123700 | China Spring-Bosqueville Area | 11/25/2014 | Cancelled(6*) | 06/29/2024 |
| 84726 | WACO HEART OF TEXAS | 01/20/2005 | Cancelled(8*) | 08/29/2023 |

| Current Total Clubs Count | YTD New Clubs Count | YTD Cancelled Clubs Count | YTD Net Club Gain | Current Total Members Count | YTD Add | YTD Drop | YTD Net Growth | YTD Net Growth % | Member Count 12 Months Ago | Average Member Count Per Club | % of Clubs with less than 20 members | % No MMR in 3 Months | % No Officer Report in 12 Months | % of Clubs with balance 90+ days | Number of Clubs in Status Quo | % Status Quo Clubs in Financial Suspension | Number of Cancelled Clubs | Average Cancelled Club Age | Members Lost Due to Cancellation | % of Clubs Cancelled for Non-Financial Reasons |
|---------------------------|---------------------|---------------------------|-------------------|-----------------------------|---------|----------|----------------|------------------|----------------------------|-------------------------------|--------------------------------------|----------------------|----------------------------------|----------------------------------|-------------------------------|--|---------------------------|----------------------------|----------------------------------|--|
| 52 | 3 | 0 | 3 | 1,354 | 260 | 260 | 0 | 0.00% | 1,350 | 26 | 58% | 33% | 0% | 12% | 1 | 100% | 0 | 0 | 0 | 0% |



Club Health Assessment for District 2 X3 through May 2025

| | | | Status | Membership | | | | | | Reports | | | | | Finance | LCIF | |
|-------------|-----------|--------------|---|-----------------------------|-------------------|---------------------|----------------|---|----------------------------|--|-------------------------------------|------------------------------------|------------------------|---|--|-----------------|-----------------------------------|
| Club Number | Club Name | Charter Date | | Current Member Count | YTD Members Added | YTD Members Dropped | YTD Net Growth | YTD Net Growth% | Member Count 12 Months Ago | Avg. length of service for dropped members | Months Since Last MMR *** | Yrs. Since Last Officer Report | President Rotation | Vice President Reported **** | Months Since Last Activity Report *** | Account Balance | Donations for current Fiscal Year |
| | | | Number of times on status quo within last two years | If below 15 members appears | | | | If net loss is greater than 20% appears | | | If no report in 3 months appears in | When more than one year appears in | Number of repeat terms | Notes the officers that do not have an active | If no report at 12 months appears in red | | |

* - P - Priority Club. Cancellation Reasons: 1-Objectives/conduct, 2-Non-active club, 5-Non-existing club, 6-Disbanding, 7-Merger, 8-Financial Suspension, 9-District/Multiple District Dues.
** - Abbreviation: P-President, S-Secretary, T-Treasurer, M-Member Chairperson, VP-First Vice President, MC-Communications Chairperson, SC-Service Chairperson
*** - Abbreviation: N/R - Never reported using the Lions Clubs website, N/A - Not applicable, No password registered for the Lions Clubs website.
**** - Abbreviation: N - New, IP - Immediate Past, R - Repeat.



Club Health Assessment for District 2 A1 through May 2025

| | | | Status | Membership | | | | | | | Reports | | | | | Finance | | LCIF |
|-------------------------------|-----------------------|--------------|---|-----------------------------|-------------------|---------------------|----------------|---|----------------------------|--|-------------------------------------|------------------------------------|------------------------|---|--|-----------------|-----------------------------------|------|
| Club Number | Club Name | Charter Date | | Current Member Count | YTD Members Added | YTD Members Dropped | YTD Net Growth | YTD Net Growth% | Member Count 12 Months Ago | Avg. length of service for dropped members | Months Since Last MMR *** | Yrs. Since Last Officer Report | President Rotation | Vice President Reported **** | Months Since Last Activity Report *** | Account Balance | Donations for current Fiscal Year | |
| | | | Number of times on status quo within last two years | If below 15 members appears | | | | If net loss is greater than 20% appears | | | If no report in 3 months appears in | When more than one year appears in | Number of repeat terms | Notes the officers that do not have an active | If no report at 12 months appears in red | | | |
| Clubs more than two years old | | | | | | | | | | | | | | | | | | |
| 1147 | BALLINGER | 08/16/1928 | Active | 41 | 8 | 3 | 5 | 13.89% | 40 | 13 | 0 | | 2 | M,VP,SC | 2 | | \$380.00 | |
| 31849 | BALLINGER BREAKFAST | 03/24/1976 | Active | 6 | 0 | 0 | 0 | 0.00% | 6 | | 13 | | 18 | M,VP,SC | 24+ | | | |
| 1148 | BANGS | 12/04/1944 | Cancelled(8*) | 0 | 0 | 7 | -7 | -100.00% | 7 | 15 | 5 | 1 | None | P,S,T,M,VP SC | 24+ | 90+ Days | | |
| 130483 | Big Spring Centennial | 03/17/2017 | Active | 9 | 0 | 1 | -1 | -10.00% | 12 | 5 | 10 | | | N M,SC | 4 | | | |
| 33071 | BLANKET | 12/21/1976 | Active | 10 | 0 | 0 | 0 | 0.00% | 10 | | 14 | | 12 | R P,M,VP,SC | 24+ | | | |
| 1154 | BRONTE EVENING | 05/19/1966 | Active | 8 | 0 | 0 | 0 | 0.00% | 8 | | 11 | | 6 | R S,M,VP,SC | 24+ | | | |
| 1157 | COAHOMA | 09/28/1955 | Active | 20 | 1 | 3 | -2 | -9.09% | 22 | 4 | 8 | | 9 | R M,SC | 24+ | | | |
| 1159 | COLEMAN EVENING | 03/19/1968 | Active | 19 | 2 | 6 | -4 | -17.39% | 23 | 9 | 5 | | None | N P,M,SC | 7 | | | |
| 1160 | COLORADO CITY | 07/17/1922 | Active | 30 | 3 | 2 | 1 | 3.45% | 29 | 31 | 1 | | | N SC | 2 | | \$172.00 | |
| Exc Award (06/30/2024) | | | | | | | | | | | | | | | | | | |
| 104952 | CONCHO COUNTY | 03/10/2009 | Status Quo(2) | 9 | 0 | 0 | 0 | 0.00% | 9 | | 17 | 1 | None | P,S,T,M,VP SC | 24+ | 90+ Days | | |
| 1164 | ELDORADO | 05/18/1928 | Active | 12 | 0 | 0 | 0 | 0.00% | 12 | | 13 | | | N M,SC | 12 | | | |
| 32189 | GARDEN CITY | 05/11/1976 | Active | 9 | 0 | 3 | -3 | -25.00% | 12 | 34 | 2 | | 3 | P,M,VP,SC | N/R | | | |
| 1165 | GOLDTHWAITE | 05/13/1929 | Active | 14 | 0 | 0 | 0 | 0.00% | 14 | | 7 | | | M,VP,SC | 18 | | | |
| 1167 | JUNCTION | 01/25/1945 | Active | 10 | 0 | 2 | -2 | -16.67% | 12 | 11 | 3 | | None | P,M,VP,SC | 23 | | | |
| 1169 | KINGSLAND | 01/19/1961 | Active | 48 | 1 | 9 | -8 | -14.29% | 56 | 11 | 0 | | | M,VP,SC | 14 | | \$50.00 | |
| 39022 | LAKE BROWNWOOD L C | 11/17/1980 | Cancelled(6*) | 0 | 0 | 4 | -4 | -100.00% | 4 | 12 | 6 | | None | P,S,T,M,VP SC | 24+ | | | |
| 1170 | LLANO | 04/01/1935 | Active | 48 | 5 | 8 | -3 | -5.88% | 51 | 21 | 0 | | | T,M,VP,SC | 24+ | | | |
| 1173 | MASON | 02/10/1942 | Active | 56 | 5 | 5 | 0 | 0.00% | 56 | 12 | 1 | | | M,VP,SC | 24+ | | | |
| 41655 | MERTZON IRION COUNTY | 06/29/1982 | Active | 12 | 2 | 1 | 1 | 9.09% | 10 | 14 | 1 | | 10 | T,M,VP,SC | N/R | | | |
| 1175 | MIDLAND DOWNTOWN | 04/09/1928 | Active | 26 | 0 | 5 | -5 | -16.13% | 31 | 31 | 2 | | | M,VP,SC | 2 | | \$60.00 | |
| 42512 | MIDLAND NORTHSIDE | 04/26/1983 | Active | 20 | 3 | 1 | 2 | 11.11% | 18 | 3 | 1 | | 2 | N M,SC | 0 | | \$100.00 | |
| 1180 | MIDLAND TALL CITY | 11/30/1971 | Active | 8 | 1 | 3 | -2 | -20.00% | 10 | 1 | 0 | | 4 | S,M,VP,SC | 7 | | | |
| 1181 | MIDLAND WEST SIDE | 12/10/1953 | Active | 48 | 2 | 3 | -1 | -2.04% | 49 | 16 | 0 | | 2 | R SC | 4 | | \$540.00 | |



Club Health Assessment for District 2 A1 through May 2025

| | | | Status | Membership | | | | | | | Reports | | | | | Finance | | LCIF |
|--|-------------------------------|--------------|---|-----------------------------|-------------------|---------------------|----------------|-----------------|---|--|---------------------------|-------------------------------------|------------------------------------|------------------------------|---|--|-----------------------------------|------|
| Club Number | Club Name | Charter Date | | Current Member Count | YTD Members Added | YTD Members Dropped | YTD Net Growth | YTD Net Growth% | Member Count 12 Months Ago | Avg. length of service for dropped members | Months Since Last MMR *** | Yrs. Since Last Officer Report | President Rotation | Vice President Reported **** | Months Since Last Activity Report *** | Account Balance | Donations for current Fiscal Year | |
| | | | Number of times on status quo within last two years | If below 15 members appears | | | | | If net loss is greater than 20% appears | | | If no report in 3 months appears in | When more than one year appears in | Number of repeat terms | Notes the officers that do not have an active | If no report at 12 months appears in red | | |
| Exc Award (06/30/2018, 06/30/2021, 06/30/2023) | | | | | | | | | | | | | | | | | | |
| 1182 | MILES | 10/15/1948 | Active | 16 | 1 | 1 | 0 | 0.00% | 16 | 19 | 0 | 1 | None | P,S,T,M,VP SC | N/R | | | |
| 1188 | REAGAN COUNTY | 06/23/1941 | Active | 17 | 0 | 0 | 0 | 0.00% | 17 | | 21 | 1 | None | P,S,T,M,VP SC | N/R | | | |
| 125959 | Roscoe | 10/13/2015 | Cancelled(6*) | 0 | 0 | 19 | -19 | -100.00% | 19 | 8 | 6 | 1 | None | P,S,T,M,VP SC | 24+ | | | |
| 1190 | ROWENA | 10/28/1948 | Active | 23 | 0 | 0 | 0 | 0.00% | 23 | | 9 | | 3 | R P,T,M,VP,SC | N/R | | | |
| 52945 | SAN ANGELO CONCHO PEARL | 04/23/1992 | Active | 35 | 6 | 1 | 5 | 16.67% | 33 | 22 | 1 | | N | SC | 5 | | \$2,682.00 | |
| Exc Award (06/30/2018, 06/30/2023) | | | | | | | | | | | | | | | | | | |
| 1191 | SAN ANGELO DOWNTOWN | 09/06/1923 | Active | 76 | 10 | 18 | -8 | -9.52% | 84 | 10 | 1 | | N | SC | 5 | | \$20.00 | |
| Exc Award (06/30/2023) | | | | | | | | | | | | | | | | | | |
| 1192 | SAN ANGELO EAST ANGELO | 01/06/1958 | Active | 89 | 9 | 4 | 5 | 5.95% | 85 | 3 | 0 | | N | SC | 11 | | \$176.00 | |
| Exc Award (06/30/2023) | | | | | | | | | | | | | | | | | | |
| 119252 | SAN ANGELO LADY LIONS | 04/29/2013 | Active | 20 | 4 | 1 | 3 | 17.65% | 18 | 6 | 7 | | 2 | R M,SC | 0 | | | |
| Exc Award (06/30/2018) | | | | | | | | | | | | | | | | | | |
| 133959 | San Angelo Lighthouse | 03/07/2018 | Status Quo(1) | 16 | 0 | 2 | -2 | -11.11% | 18 | 2 | 7 | | 3 | S,T,M,VP,SC | 24+ | 90+ Days | | |
| 1194 | SAN ANGELO NORTH BY NORTHWEST | 06/30/1972 | Cancelled(6*) | 0 | 0 | 9 | -9 | -100.00% | 9 | 31 | 3 | | None | P,S,T,M,VP SC | 10 | | | |
| 1195 | SAN ANGELO SOUTHSIDE | 01/29/1960 | Active | 18 | 0 | 0 | 0 | 0.00% | 18 | | 7 | | 4 | R T,M,VP,SC | 24+ | | | |
| 1202 | SONORA | 05/09/1928 | Active | 32 | 4 | 2 | 2 | 6.67% | 29 | 7 | 0 | | | M,VP,SC | N/R | | \$60.00 | |
| 1205 | STERLING CITY | 03/28/1929 | Active(1) | 10 | 0 | 0 | 0 | 0.00% | 10 | | 5 | 1 | None | P,S,T,M,VP SC | 24+ | | | |
| 1206 | SWEETWATER | 09/16/1929 | Active | 60 | 4 | 2 | 2 | 3.45% | 63 | 2 | 1 | | | M,VP,SC | 14 | | \$116.00 | |
| 1210 | WINTERS | 05/23/1924 | Active | 10 | 0 | 1 | -1 | -9.09% | 11 | 45 | 0 | | 2 | P,T,M,VP,SC | 12 | | | |

Clubs Cancelled Previous Fiscal Year – Clubs Cancelled within last 12 months may be reinstated

| Club Number | Club Name | Charter Date | Current Status* | Cancellation Date |
|-------------|-------------------------------|--------------|-----------------|-------------------|
| 110125 | CONCHO VALLEY LAW ENFORCEMENT | 01/14/2011 | Cancelled(6*) | 06/29/2024 |



Club Health Assessment for District 2 A1 through May 2025

| Club Number | | | Club Name | | | Charter Date | | | Status | | | | | Membership | | | | | Reports | | | | | Finance | | LCIF |
|---------------------------|---------------------|---------------------------|-------------------|-----------------------------|---------|--------------|----------------|------------------|---|-------------------------------|--------------------------------------|----------------------|---|----------------------------------|--|--|--------------------------------|----------------------------|------------------------------------|--|---|-----------------------------------|--|--|--|------|
| | | | | | | | | | Current Member Count | YTD Members Added | YTD Members Dropped | YTD Net Growth | YTD Net Growth% | Member Count 12 Months Ago | Avg. length of service for dropped members | Months Since Last MMR *** | Yrs. Since Last Officer Report | President Rotation | Vice President Reported **** | Months Since Last Activity Report *** | Account Balance | Donations for current Fiscal Year | | | | |
| | | | | | | | | | Number of times on status quo within last two years | If below 15 members appears | | | If net loss is greater than 20% appears | | | If no report in 3 months appears in | | | When more than one year appears in | Number of repeat terms | Notes the officers that do not have an active | | | If no report at 12 months appears in red | | |
| Current Total Clubs Count | YTD New Clubs Count | YTD Cancelled Clubs Count | YTD Net Club Gain | Current Total Members Count | YTD Add | YTD Drop | YTD Net Growth | YTD Net Growth % | Member Count 12 Months Ago | Average Member Count Per Club | % of Clubs with less than 20 members | % No MMR in 3 Months | % No Officer Report in 12 Months | % of Clubs with balance 90+ days | Number of Clubs in Status Quo | % Status Quo Clubs in Financial Suspension | Number of Cancelled Clubs | Average Cancelled Club Age | Members Lost Due to Cancellation | % of Clubs Cancelled for Non-Financial Reasons | | | | | | |
| 34 | 0 | 4 | -4 | 885 | 71 | 126 | -55 | -5.85% | 954 | 26 | 53% | 47% | 12% | 6% | 2 | 100% | 4 | 50 | 39 | 75% | | | | | | |

* - P - Priority Club. Cancellation Reasons: 1-Objectives/conduct, 2-Non-active club, 5-Non-existing club, 6-Disbanding, 7-Merger, 8-Financial Suspension, 9-District/Multiple District Dues.

** - Abbreviation: P-President, S-Secretary, T-Treasurer, M-Member Chairperson, VP-First Vice President, MC-Communications Chairperson, SC-Service Chairperson

*** - Abbreviation: N/R - Never reported using the Lions Clubs website, N/A - Not applicable, No password registered for the Lions Clubs website.

**** - Abbreviation: N - New, IP - Immediate Past, R - Repeat.



Club Health Assessment for District 2 A2 through May 2025

| Club Number | Club Name | Charter Date | Status | Membership | | | | | | | Reports | | | | | Finance | LCIF |
|--------------------------------------|-----------------------------|--------------|---|-----------------------------|-------------------|---------------------|----------------|---|----------------------------|--|----------------------------------|------------------------------------|------------------------|---|---------------------------------------|-----------------|-----------------------------------|
| | | | | Current Member Count | YTD Members Added | YTD Members Dropped | YTD Net Growth | YTD Net Growth% | Member Count 12 Months Ago | Avg. length of service for dropped members | Months Since Last MMR *** | Yrs. Since Last Officer Report | President Rotation | Vice President Reported **** | Months Since Last Activity Report *** | Account Balance | Donations for current Fiscal Year |
| | | | Number of times on status quo within last two years | If below 15 members appears | | | | If net loss is greater than 20% appears | | | If no report in 3 months appears | When more than one year appears in | Number of repeat terms | Notes the officers that do not have an active | If no report at 12 months red | | |
| Clubs less than two years old | | | | | | | | | | | | | | | | | |
| 157446 | Del Rio Amistad | 04/04/2024 | Active | 25 | 13 | 4 | 9 | 56.25% | 22 | 1 | 3 | | | S,M,VP,SC | 8 | | |
| 171394 | Del Rio Lady Educators | 05/21/2024 | Active | 39 | 9 | 27 | -18 | -31.58% | 42 | 0 | 0 | | 2 | N | S,M | 6 | |
| 179000 | San Antonio Autism | 10/04/2024 | Active | 27 | 29 | 2 | 27 | 100.00% | 0 | 0 | 1 | | | N | SC | N/R | |
| 155721 | San Antonio Yellow Rose | 09/20/2023 | Status Quo(1) | 11 | 1 | 0 | 1 | 10.00% | 22 | | 4 | | 2 | N | M,SC | 14 | 90+ Days |
| Clubs more than two years old | | | | | | | | | | | | | | | | | |
| 134554 | Bandera | 05/10/2018 | Active | 16 | 2 | 5 | -3 | -15.79% | 16 | 3 | 1 | | | N | M,SC | 18 | |
| 41774 | BEXAR CNTY CHINA GROVE AREA | 08/11/1982 | Active | 27 | 0 | 0 | 0 | 0.00% | 27 | | 9 | | 7 | R | M,SC | 15 | |
| 124884 | Boerne | 05/21/2015 | Active | 7 | 1 | 0 | 1 | 16.67% | 6 | | 8 | | 9 | | M,VP,SC | 22 | |
| 1215 | BRUNI | 03/24/1950 | Active | 19 | 0 | 0 | 0 | 0.00% | 19 | | 9 | | 3 | R | M,SC | 24+ | |
| 1216 | CARRIZO SPRINGS | 03/07/1940 | Active | 7 | 0 | 0 | 0 | 0.00% | 7 | | 9 | | 9 | | S,T,M,VP,SC | 24+ | |
| 120433 | Castroville | 09/27/2013 | Active(1) | 1 | 0 | 0 | 0 | 0.00% | 1 | | 18 | 1 | None | | P,S,T,M,VP SC | N/R | |
| 1218 | CENTER POINT | 04/14/1949 | Active | 18 | 0 | 2 | -2 | -10.00% | 20 | 25 | 0 | 1 | None | | P,S,T,M,VP SC | 24 | |
| 1219 | COMFORT | 10/06/1949 | Active | 15 | 0 | 1 | -1 | -6.25% | 16 | 13 | 7 | | | R | T,SC | 24+ | |
| Exc Award (06/30/2018) | | | | | | | | | | | | | | | | | |
| 1223 | CONVERSE | 03/11/1949 | Active | 23 | 3 | 6 | -3 | -11.54% | 26 | 10 | 1 | | 2 | N | SC | 5 | \$50.00 |
| 1222 | CRYSTAL CITY | 03/05/1951 | Active | 12 | 0 | 0 | 0 | 0.00% | 12 | | 9 | | 10 | R | S,T,M,VP,SC | 24+ | |
| 1224 | DEL RIO HOST | 03/05/1928 | Active | 59 | 8 | 5 | 3 | 5.36% | 56 | 16 | 3 | | | N | S,SC | 2 | \$1,141.00 |
| Exc Award (06/30/2017) | | | | | | | | | | | | | | | | | |
| 1225 | DEL RIO SAN FELIPE | 04/22/1949 | Active | 86 | 11 | 8 | 3 | 3.61% | 82 | 8 | 0 | | | N | M,SC | 0 | \$788.95 |
| Exc Award (06/30/2023, 06/30/2024) | | | | | | | | | | | | | | | | | |
| 1226 | DEVINE | 04/24/1952 | Active | 42 | 4 | 4 | 0 | 0.00% | 42 | 12 | 1 | | 22 | R | T,M,VP,SC | 1 | |
| 1227 | DHANIS | 11/23/1948 | Active | 39 | 11 | 1 | 10 | 34.48% | 29 | 9 | 0 | | | IP | P,T,M,VP,SC | N/R | |
| 50526 | EAGLE PASS BORDER | 05/10/1990 | Active | 26 | 3 | 2 | 1 | 4.00% | 25 | 2 | 0 | | | N | M,SC | 1 | |
| Exc Award (06/30/2023) | | | | | | | | | | | | | | | | | |
| 1230 | EAGLE PASS EVENING | 10/21/1969 | Active | 54 | 1 | 1 | 0 | 0.00% | 54 | 31 | 7 | | None | | P,S,T,M,VP SC | 24+ | |



Club Health Assessment for District 2 A2 through May 2025

| | | | Status | Membership | | | | | | | Reports | | | | | Finance | | LCIF |
|--|-----------------------------|--------------|---|-----------------------------|-------------------|---------------------|----------------|-----------------|---|--|---------------------------|-------------------------------------|------------------------------------|------------------------------|--|-------------------------------|-----------------------------------|------|
| Club Number | Club Name | Charter Date | | Current Member Count | YTD Members Added | YTD Members Dropped | YTD Net Growth | YTD Net Growth% | Member Count 12 Months Ago | Avg. length of service for dropped members | Months Since Last MMR *** | Yrs. Since Last Officer Report | President Rotation | Vice President Reported **** | Months Since Last Activity Report *** | Account Balance | Donations for current Fiscal Year | |
| | | | Number of times on status quo within last two years | If below 15 members appears | | | | | If net loss is greater than 20% appears | | | If no report in 3 months appears in | When more than one year appears in | Number of repeat terms | Notes the officers that do not have appears in an active | If no report at 12 months red | | |
| Exc Award (06/30/2023) | | | | | | | | | | | | | | | | | | |
| 1232 | FLORESVILLE | 10/19/1944 | Active | 48 | 5 | 1 | 4 | 9.09% | 47 | 0 | 0 | | 2 | R | M | 4 | 90+ Days | |
| Exc Award (06/30/2019, 06/30/2024, 07/30/2025) | | | | | | | | | | | | | | | | | | |
| 1233 | FREDERICKSBURG | 07/08/1929 | Active | 16 | 0 | 0 | 0 | 0.00% | 16 | | 13 | | | N | M,VP,SC | 1 | | |
| 1234 | GEORGE WEST | 06/28/1948 | Active | 16 | 1 | 3 | -2 | -11.11% | 18 | 17 | 0 | | 3 | R | M,SC | 24+ | | |
| 1236 | HELOTES | 07/28/1950 | Active | 31 | 2 | 2 | 0 | 0.00% | 29 | 0 | 7 | | 3 | R | P,M | 24+ | | |
| Exc Award (06/30/2022) | | | | | | | | | | | | | | | | | | |
| 1237 | HONDO | 03/06/1940 | Active | 23 | 0 | 6 | -6 | -20.69% | 29 | 11 | 2 | | | | P,M,VP,SC | 24+ | | |
| 1241 | KERRVILLE HEART O'THE HILLS | 04/24/1967 | Active | 3 | 1 | 0 | 1 | 50.00% | 4 | | 10 | | 2 | | M,VP,SC | 6 | | |
| 1240 | KERRVILLE HOST | 09/24/1946 | Active | 58 | 15 | 9 | 6 | 11.54% | 52 | 5 | 0 | | | | VP,SC | 0 | | |
| Exc Award (06/30/2022, 06/30/2023, 06/30/2024) | | | | | | | | | | | | | | | | | | |
| 45052 | KERRVILLE SUNRISE | 06/28/1985 | Active | 8 | 0 | 0 | 0 | 0.00% | 8 | | 11 | | 5 | | M,VP,SC | 22 | \$400.00 | |
| 1247 | LA VERNIA | 04/13/1971 | Active | 44 | 3 | 1 | 2 | 4.76% | 42 | 2 | 1 | | 3 | R | | 1 | | |
| Exc Award (06/30/2023, 06/30/2024) | | | | | | | | | | | | | | | | | | |
| 1245 | LAREDO NOON HOST | 03/03/1922 | Active(2) | 2 | 2 | 0 | 2 | 100.00% | 2 | | 3 | | 7 | | S,T,M,VP,SC | 24+ | | |
| 1248 | LEAKEY | 03/11/1948 | Active | 34 | 1 | 6 | -5 | -12.82% | 39 | 6 | 6 | | | N | | 0 | | |
| 32878 | PEARSALL | 10/29/1976 | Active | 6 | 0 | 0 | 0 | 0.00% | 6 | | 12 | | 8 | | P,T,M,VP,SC | 24+ | | |
| 1251 | PLEASANTON | 05/19/1948 | Active | 17 | 4 | 1 | 3 | 21.43% | 14 | 13 | 0 | | | N | SC | 24+ | | |
| 1252 | POTEET | 01/15/1970 | Active | 140 | 17 | 8 | 9 | 6.87% | 131 | 8 | 1 | | | R | VP,SC | 24+ | | |
| 50070 | SABINAL | 12/30/1989 | Active(2) | 10 | 0 | 0 | 0 | 0.00% | 10 | | 9 | | 3 | R | S,T,M,SC | 24+ | | |
| 39336 | SAN ANTONIO ALAMO CITY | 01/31/1981 | Active | 12 | 1 | 0 | 1 | 9.09% | 11 | | 2 | | 13 | | M,VP,SC | 24+ | \$11.00 | |
| 1258 | SAN ANTONIO ALAMO HEIGHTS | 10/25/1940 | Active | 14 | 2 | 3 | -1 | -6.67% | 15 | 31 | 2 | | 4 | R | M,SC | 24+ | \$220.00 | |
| Exc Award (06/30/2019, 06/30/2021) | | | | | | | | | | | | | | | | | | |
| 55869 | SAN ANTONIO ALAMO POSTAL | 06/22/1994 | Status Quo(1) | 4 | 0 | 1 | -1 | -20.00% | 5 | 21 | 5 | | None | | P,T,M,VP,SC | N/R | | |
| 103855 | SAN ANTONIO ALAMO RANCH | 10/23/2008 | Active | 20 | 3 | 10 | -7 | -25.93% | 27 | 6 | 0 | | | N | M,SC | 0 | | |
| 106212 | SAN ANTONIO AREA FAMILY | 08/06/2009 | Active | 19 | 0 | 3 | -3 | -13.64% | 22 | 12 | 7 | | 2 | | M,VP,SC | 16 | \$2,600.00 | |



Club Health Assessment for District 2 A2 through May 2025

| | | | Status | Membership | | | | | | | Reports | | | | | Finance | | LCIF |
|--|--|--------------|---|-----------------------------|-------------------|---------------------|----------------|---|----------------------------|--|-------------------------------------|------------------------------------|------------------------|---|--|-----------------|-----------------------------------|------|
| Club Number | Club Name | Charter Date | | Current Member Count | YTD Members Added | YTD Members Dropped | YTD Net Growth | YTD Net Growth% | Member Count 12 Months Ago | Avg. length of service for dropped members | Months Since Last MMR *** | Yrs. Since Last Officer Report | President Rotation | Vice President Reported **** | Months Since Last Activity Report *** | Account Balance | Donations for current Fiscal Year | |
| | | | Number of times on status quo within last two years | If below 15 members appears | | | | If net loss is greater than 20% appears | | | If no report in 3 months appears in | When more than one year appears in | Number of repeat terms | Notes the officers that do not have an active | If no report at 12 months appears in red | | | |
| Exc Award (06/30/2018) | | | | | | | | | | | | | | | | | | |
| 123307 | San Antonio Bexar Necessities | 10/08/2014 | Active | 14 | 0 | 2 | -2 | -12.50% | 16 | 2 | 10 | | 3 | VP | 4 | | | |
| Exc Award (06/30/2023, 06/30/2024) | | | | | | | | | | | | | | | | | | |
| 1257 | SAN ANTONIO CENTRAL PARK | 05/23/1969 | Active | 21 | 2 | 1 | 1 | 5.00% | 20 | 41 | 0 | | 2 | R | 0 | | \$3,100.00 | |
| 34603 | SAN ANTONIO EDGEWOOD | 11/07/1977 | Active | 82 | 8 | 7 | 1 | 1.23% | 81 | 16 | 0 | | | N | M,SC | 0 | \$20.00 | |
| Exc Award (06/30/2017, 06/30/2019, 06/30/2020) | | | | | | | | | | | | | | | | | | |
| 106251 | SAN ANTONIO FIRST LADIES | 08/12/2009 | Active | 5 | 0 | 1 | -1 | -16.67% | 6 | 15 | 8 | | 6 | R | M,SC | 24+ | | |
| Exc Award (06/30/2017) | | | | | | | | | | | | | | | | | | |
| 1256 | SAN ANTONIO FOUNDER | 01/17/1919 | Active | 46 | 4 | 2 | 2 | 4.55% | 44 | 26 | 1 | | | N | VP | 3 | \$2,633.00 | |
| Exc Award (06/30/2019) | | | | | | | | | | | | | | | | | | |
| 125103 | San Antonio Guide Dogs of Texas | 06/18/2015 | Active | 5 | 0 | 6 | -6 | -54.55% | 11 | 7 | 5 | | 5 | R | S,M,SC | 24+ | | |
| 1263 | SAN ANTONIO HARLANDALE | 03/23/1942 | P- Active | 0 | 0 | 0 | 0 | 0.00% | 0 | | 47 | 1 | None | | P,S,T,M,VP SC | N/R | | |
| 1266 | SAN ANTONIO HIGHLAND HILLS | 10/16/1956 | Active(1) | 7 | 0 | 0 | 0 | 0.00% | 7 | | 14 | | 5 | N | M,SC | 24+ | | |
| Exc Award (06/30/2022) | | | | | | | | | | | | | | | | | | |
| 111410 | SAN ANTONIO LIGHTHOUSE | 06/20/2011 | Active | 8 | 0 | 1 | -1 | -11.11% | 9 | 10 | 4 | | 5 | N | SC | 24+ | | |
| 38415 | SAN ANTONIO NORTH S A HILLS | 05/13/1980 | Active | 27 | 3 | 0 | 3 | 12.50% | 24 | | 1 | | | N | SC | 24+ | | |
| 1268 | SAN ANTONIO NORTHSIDE | 11/05/1956 | Active | 49 | 18 | 2 | 16 | 48.48% | 33 | 27 | 1 | | | N | SC | 3 | \$1,000.00 | |
| 1269 | SAN ANTONIO NORTHWEST | 03/22/1951 | Active | 14 | 3 | 3 | 0 | 0.00% | 14 | 13 | 1 | | | N | M,SC | 24+ | \$200.00 | |
| Exc Award (06/30/2018, 06/30/2024) | | | | | | | | | | | | | | | | | | |
| 82366 | SAN ANTONIO REGION 20 | 05/18/2004 | Active | 15 | 0 | 0 | 0 | 0.00% | 15 | | 4 | | 5 | R | | 9 | \$75.00 | |
| Exc Award (06/30/2024) | | | | | | | | | | | | | | | | | | |
| 116846 | SAN ANTONIO UNIVERSITY OF INCARNATE WORD | 05/14/2012 | Active | 7 | 2 | 0 | 2 | 40.00% | 5 | | 0 | | | R | M,SC | 18 | | |
| 1273 | SAN ANTONIO WEST SIDE | 07/17/1951 | Active | 17 | 0 | 0 | 0 | 0.00% | 18 | | 9 | | 5 | R | M,SC | 5 | | |
| Exc Award (06/30/2017) | | | | | | | | | | | | | | | | | | |
| 31779 | SAN ANTONIO WINDCREST | 03/02/1976 | Active | 31 | 4 | 2 | 2 | 6.90% | 31 | 5 | 0 | | | N | M | 8 | \$250.00 | |
| Exc Award (06/30/2018, 06/30/2023) | | | | | | | | | | | | | | | | | | |
| 119413 | STOCKDALE | 05/21/2013 | Active(2) | 1 | 0 | 3 | -3 | -75.00% | 4 | 11 | 0 | | None | | P,M,VP,SC | 24+ | | |



Club Health Assessment for District 2 A2 through May 2025

| | | | Status | Membership | | | | | | | Reports | | | | | Finance | LCIF |
|-------------|-----------|--------------|---|-----------------------------|-------------------|---------------------|----------------|---|----------------------------|--|-------------------------------------|------------------------------------|------------------------|---|--|-----------------|-----------------------------------|
| Club Number | Club Name | Charter Date | | Current Member Count | YTD Members Added | YTD Members Dropped | YTD Net Growth | YTD Net Growth% | Member Count 12 Months Ago | Avg. length of service for dropped members | Months Since Last MMR *** | Yrs. Since Last Officer Report | President Rotation | Vice President Reported **** | Months Since Last Activity Report *** | Account Balance | Donations for current Fiscal Year |
| | | | Number of times on status quo within last two years | If below 15 members appears | | | | If net loss is greater than 20% appears | | | If no report in 3 months appears in | When more than one year appears in | Number of repeat terms | Notes the officers that do not have an active | If no report at 12 months appears in red | | |
| 1276 | TILDEN | 07/13/1948 | Active | 20 | 0 | 0 | 0 | 0.00% | 20 | | 9 | | 3 | R P,VP,SC | N/R | | |
| 1278 | UTOPIA | 03/19/1948 | Active | 3 | 1 | 2 | -1 | -25.00% | 4 | 3 | 6 | | 6 | T,M,VP,SC | 18 | 90+ Days | |
| 1279 | UVALDE | 06/30/1928 | Active | 24 | 4 | 0 | 4 | 20.00% | 20 | | 7 | | | P,M,VP,SC | 7 | | \$500.00 |

Clubs Cancelled Previous Fiscal Year – Clubs Cancelled within last 12 months may be reinstated

| Club Number | Club Name | Charter Date | Current Status* | Cancellation Date |
|-------------|----------------|--------------|-----------------|-------------------|
| 1214 | BRACKETTVILLE | 01/11/1954 | Cancelled(6*) | 04/29/2024 |
| 1274 | SOMERSET | 08/12/1948 | Cancelled(6*) | 11/29/2023 |
| 127525 | Universal City | 05/13/2016 | Cancelled(6*) | 09/29/2023 |

| Current Total Clubs Count | YTD New Clubs Count | YTD Cancelled Clubs Count | YTD Net Club Gain | Current Total Members Count | YTD Add | YTD Drop | YTD Net Growth | YTD Net Growth % | Member Count 12 Months Ago | Average Member Count Per Club | % of Clubs with less than 20 members | % No MMR in 3 Months | % No Officer Report in 12 Months | % of Clubs with balance 90+ days | Number of Clubs in Status Quo | % Status Quo Clubs in Financial Suspension | Number of Cancelled Clubs | Average Cancelled Club Age | Members Lost Due to Cancellation | % of Clubs Cancelled for Non-Financial Reasons |
|---------------------------|---------------------|---------------------------|-------------------|-----------------------------|---------|----------|----------------|------------------|----------------------------|-------------------------------|--------------------------------------|----------------------|----------------------------------|----------------------------------|-------------------------------|--|---------------------------|----------------------------|----------------------------------|--|
| 60 | 1 | 0 | 1 | 1,474 | 202 | 154 | 48 | 3.37% | 1,433 | 25 | 55% | 53% | 5% | 7% | 2 | 100% | 0 | 0 | 0 | 0% |

* - P - Priority Club. Cancellation Reasons: 1-Objectives/conduct, 2-Non-active club, 5-Non-existing club, 6-Disbanding, 7-Merger, 8-Financial Suspension, 9-District/Multiple District Dues.

** - Abbreviation: P-President, S-Secretary, T-Treasurer, M-Member Chairperson, VP-First Vice President, MC-Communications Chairperson, SC-Service Chairperson

*** - Abbreviation: N/R - Never reported using the Lions Clubs website, N/A - Not applicable, No password registered for the Lions Clubs website.

**** - Abbreviation: N - New, IP - Immediate Past, R - Repeat.



Club Health Assessment for District 2 A3 through May 2025

| | | | Status | Membership | | | | | | | Reports | | | | | Finance | | LCIF |
|--|--------------------------------|--------------|---|-----------------------------|-------------------|---------------------|----------------|---|----------------------------|--|-------------------------------------|------------------------------------|------------------------|---|--|-----------------|-----------------------------------|------|
| Club Number | Club Name | Charter Date | | Current Member Count | YTD Members Added | YTD Members Dropped | YTD Net Growth | YTD Net Growth% | Member Count 12 Months Ago | Avg. length of service for dropped members | Months Since Last MMR *** | Yrs. Since Last Officer Report | President Rotation | Vice President Reported **** | Months Since Last Activity Report *** | Account Balance | Donations for current Fiscal Year | |
| | | | Number of times on status quo within last two years | If below 15 members appears | | | | If net loss is greater than 20% appears | | | If no report in 3 months appears in | When more than one year appears in | Number of repeat terms | Notes the officers that do not have an active | If no report at 12 months appears in red | | | |
| Clubs less than two years old | | | | | | | | | | | | | | | | | | |
| 182225 | Delta Area | 05/15/2025 | Newly Chartered | 25 | 25 | 0 | 25 | 100.00% | 0 | | 0 | | | VP,SC | 0 | | | |
| 180254 | PSJA | 01/06/2025 | Active | 35 | 35 | 0 | 35 | 100.00% | 0 | | 1 | | N | M,SC | 0 | | | |
| Clubs more than two years old | | | | | | | | | | | | | | | | | | |
| 124744 | Alamo | 04/24/2015 | Active | 25 | 3 | 0 | 3 | 13.64% | 19 | | 4 | | R | SC | 1 | | | |
| Exc Award (06/30/2020) | | | | | | | | | | | | | | | | | | |
| 1282 | ALICE | 01/28/1924 | Status Quo(2) | 7 | 0 | 0 | 0 | 0.00% | 7 | | 20 | 1 | None | P,S,T,M,VP SC | 24+ | 90+ Days | | |
| 82734 | ALTON | 06/23/2004 | Active(1) | 12 | 0 | 2 | -2 | -14.29% | 14 | 18 | 9 | | 12 | R | M,VP,SC | 24+ | | |
| 140729 | Aransas County Womens | 01/14/2020 | Active | 30 | 2 | 2 | 0 | 0.00% | 30 | 1 | 2 | | N | | 0 | | \$50.00 | |
| Exc Award (06/30/2021, 06/30/2022) | | | | | | | | | | | | | | | | | | |
| 1284 | ARANSAS PASS | 11/19/1928 | Active | 13 | 6 | 3 | 3 | 30.00% | 10 | 3 | 1 | | N | M,SC | 5 | | \$500.00 | |
| Exc Award (06/30/2020) | | | | | | | | | | | | | | | | | | |
| 56242 | BROWNSVILLE BORDER | 11/16/1994 | Active | 29 | 1 | 2 | -1 | -3.33% | 30 | 5 | 4 | | 3 | N | M,SC | 24+ | | |
| 1287 | BROWNSVILLE DOWNTOWN | 07/29/1927 | Active | 31 | 2 | 2 | 0 | 0.00% | 33 | 9 | 1 | | R | M,SC | 0 | | | |
| 1288 | BROWNSVILLE NITE LIONS | 09/17/1970 | Active | 26 | 4 | 2 | 2 | 8.33% | 24 | 2 | 2 | | 2 | R | | 2 | \$500.00 | |
| Exc Award (06/30/2018, 06/30/2019, 06/30/20) | | | | | | | | | | | | | | | | | | |
| 1289 | BROWNSVILLE WEST BROWNSVILLE | 11/11/1948 | Active | 33 | 0 | 3 | -3 | -8.33% | 34 | 4 | 1 | | N | | 0 | | \$50.00 | |
| Exc Award (06/30/2018, 06/30/2019, 06/30/20) | | | | | | | | | | | | | | | | | | |
| 1292 | CORPUS CHRISTI DOWNTOWN | 12/18/1923 | Active(1) | 16 | 7 | 1 | 6 | 60.00% | 10 | 3 | 1 | | 5 | VP | 0 | | | |
| 51020 | CORPUS CHRISTI INDUSTRIAL NOON | 10/24/1990 | Status Quo(2) | 5 | 0 | 0 | 0 | 0.00% | 5 | | 23 | 1 | None | P,S,T,M,VP SC | 24+ | 90+ Days | | |
| 120592 | Corpus Christi Women | 10/31/2013 | Active | 11 | 0 | 0 | 0 | 0.00% | 14 | | 1 | | | M,VP,SC | 5 | | | |
| Exc Award (06/30/2022) | | | | | | | | | | | | | | | | | | |
| 1297 | DONNA | 02/15/1938 | Active | 40 | 6 | 2 | 4 | 11.11% | 36 | 21 | 1 | | None | P,T,M,VP,SC | 1 | | | |
| Exc Award (06/30/2021, 06/30/2023) | | | | | | | | | | | | | | | | | | |
| 1298 | EDINBURG | 11/07/1938 | Active | 34 | 4 | 1 | 3 | 9.68% | 35 | 10 | 1 | | 2 | M,VP,SC | 0 | | \$330.00 | |
| Exc Award (06/30/2016, 06/30/2020, 06/30/20) | | | | | | | | | | | | | | | | | | |



Club Health Assessment for District 2 A3 through May 2025

| | | | Status | Membership | | | | | | | Reports | | | | | Finance | | LCIF | | | |
|--|-------------------------|--------------|---|-----------------------------|-------------------|---------------------|----------------|-----------------|---|--|---------------------------|--------------------------------|--------------------|------------------------------|---------------------------------------|------------------------------------|-----------------------------------|---|--|------------|--|
| Club Number | Club Name | Charter Date | | Current Member Count | YTD Members Added | YTD Members Dropped | YTD Net Growth | YTD Net Growth% | Member Count 12 Months Ago | Avg. length of service for dropped members | Months Since Last MMR *** | Yrs. Since Last Officer Report | President Rotation | Vice President Reported **** | Months Since Last Activity Report *** | Account Balance | Donations for current Fiscal Year | | | | |
| | | | Number of times on status quo within last two years | If below 15 members appears | | | | | If net loss is greater than 20% appears | | | | | | If no report in 3 months appears in | When more than one year repeats in | Number of repeat terms | Notes the officers that do not have an active | If no report at 12 months appears in red | | |
| 59169 | EDINBURG EARLY RISERS | 02/26/1997 | Active | 14 | 1 | 1 | 0 | 0.00% | 15 | 2 | 7 | | | IP | M,SC | 1 | | | | | |
| 1304 | HARLINGEN | 08/09/1927 | Active | 17 | 0 | 3 | -3 | -15.00% | 20 | 9 | 0 | | | IP | | 4 | | | | | |
| Exc Award (06/30/2020, 06/30/2021) | | | | | | | | | | | | | | | | | | | | | |
| 51076 | HARLINGEN AMIGAS | 11/27/1990 | Active(1) | 17 | 2 | 2 | 0 | 0.00% | 18 | 15 | 1 | | 4 | N | SC | 0 | | | | | |
| Exc Award (06/30/2017, 06/30/2019, 06/30/2020) | | | | | | | | | | | | | | | | | | | | | |
| 1305 | HARLINGEN DAWN BREAKERS | 04/10/1973 | Active | 15 | 0 | 1 | -1 | -6.25% | 16 | 5 | 8 | | | IP | | 24+ | | | | | |
| Exc Award (06/30/2019) | | | | | | | | | | | | | | | | | | | | | |
| 53198 | HIDALGO | 06/04/1992 | Active | 16 | 2 | 5 | -3 | -15.79% | 19 | 17 | 2 | | | | T,VP,SC | 24+ | | | | | |
| Exc Award (06/30/2021, 06/30/2023) | | | | | | | | | | | | | | | | | | | | | |
| 146825 | Ingleside North Bay | 06/18/2021 | Active | 9 | 5 | 0 | 5 | 125.00% | 4 | | 0 | | 6 | N | T,M,SC | 0 | | | | | |
| 1309 | INTERNATIONAL | 04/09/1962 | Active | 24 | 2 | 2 | 0 | 0.00% | 24 | 5 | 4 | | 3 | R | M,SC | 14 | | | | | |
| Exc Award (06/30/2019, 06/30/2020) | | | | | | | | | | | | | | | | | | | | | |
| 1310 | KINGSVILLE | 06/25/1929 | Active | 40 | 7 | 4 | 3 | 8.11% | 33 | 36 | 0 | | | N | SC | 0 | | | | \$100.00 | |
| Exc Award (06/30/2016, 06/30/2023, 06/30/2024) | | | | | | | | | | | | | | | | | | | | | |
| 41818 | LA FERIA | 09/28/1982 | Status Quo(2) | 10 | 0 | 0 | 0 | 0.00% | 0 | | 11 | | None | | P,S,T,M,VP SC | 24+ | 90+ Days | | | | |
| 57581 | LA JOYA | 12/05/1995 | Active(2) | 22 | 0 | 4 | -4 | -15.38% | 26 | 4 | 0 | | None | | P,M,VP,SC | 24+ | | | | | |
| Exc Award (06/30/2019, 06/30/2020, 06/30/2021) | | | | | | | | | | | | | | | | | | | | | |
| 1313 | LOS FRESNOS | 12/02/1947 | Active | 12 | 3 | 1 | 2 | 20.00% | 11 | 2 | 1 | | | IP | M,SC | 7 | | | | | |
| Exc Award (06/30/2023) | | | | | | | | | | | | | | | | | | | | | |
| 1315 | MC ALLEN | 10/25/1923 | Active | 24 | 0 | 0 | 0 | 0.00% | 24 | | 23 | 1 | None | | P,S,T,M,VP SC | 24+ | 90+ Days | | | | |
| 1316 | MC ALLEN EVENING | 10/30/1973 | Active | 13 | 1 | 0 | 1 | 8.33% | 13 | | 2 | | 3 | | M,VP,SC | 24+ | | | | | |
| 1317 | MC ALLEN PALM CITY | 02/28/1969 | Active | 21 | 2 | 1 | 1 | 5.00% | 20 | 11 | 1 | | 2 | R | SC | 1 | | | | \$440.00 | |
| Exc Award (06/30/2023, 06/30/2024) | | | | | | | | | | | | | | | | | | | | | |
| 1318 | MERCEDES | 03/31/1949 | Active | 25 | 2 | 0 | 2 | 8.70% | 23 | | 0 | | 3 | N | | 1 | | | | \$115.00 | |
| Exc Award (06/30/2019, 06/30/2021) | | | | | | | | | | | | | | | | | | | | | |
| 1319 | MISSION | 04/28/1926 | Active | 54 | 5 | 6 | -1 | -1.82% | 58 | 3 | 2 | | | N | T | 4 | | | | \$1,000.00 | |
| 125248 | Mission Sunset | 06/24/2015 | Active | 9 | 0 | 3 | -3 | -25.00% | 12 | 6 | 8 | | | R | M,VP,SC | 3 | | | | | |
| 128063 | Odem Area | 06/23/2016 | Active | 16 | 3 | 0 | 3 | 23.08% | 16 | | 6 | | 8 | R | M,SC | 0 | | | | \$885.00 | |



Club Health Assessment for District 2 A3 through May 2025


| | | | Status | Membership | | | | | | | Reports | | | | | Finance | | LCIF |
|--|---------------------------|--------------|---|-----------------------------|-------------------|---------------------|----------------|-----------------|---|--|---------------------------|-------------------------------------|------------------------------------|------------------------------|---|--|-----------------------------------|------------|
| Club Number | Club Name | Charter Date | | Current Member Count | YTD Members Added | YTD Members Dropped | YTD Net Growth | YTD Net Growth% | Member Count 12 Months Ago | Avg. length of service for dropped members | Months Since Last MMR *** | Yrs. Since Last Officer Report | President Rotation | Vice President Reported **** | Months Since Last Activity Report *** | Account Balance | Donations for current Fiscal Year | |
| | | | Number of times on status quo within last two years | If below 15 members appears | | | | | If net loss is greater than 20% appears | | | If no report in 3 months appears in | When more than one year appears in | Number of repeat terms | Notes the officers that do not have an active | If no report at 12 months appears in red | | |
| Exc Award (06/30/2019, 06/30/2020, 06/30/2021) | 133549 Pharr Centennial | 01/04/2018 | Active(2) | 17 | 4 | 1 | 3 | 21.43% | 16 | 3 | 0 | | 2 | N | M,SC | 5 | | |
| Exc Award (06/30/2021, 06/30/2022, 06/30/2023) | 1326 PORTLAND | 02/15/1965 | Active | 10 | 0 | 4 | -4 | -28.57% | 14 | 2 | 0 | | | N | | 24+ | | |
| Exc Award (06/30/2020) | 53033 PORTLAND NORTH BAY | 05/04/1992 | Active | 29 | 1 | 5 | -4 | -12.12% | 33 | 20 | 1 | | | N | M,SC | 1 | | \$100.00 |
| Exc Award (06/30/2017, 06/30/2018, 06/30/2019) | 1327 PREMONT | 04/10/1947 | Active | 10 | 0 | 1 | -1 | -9.09% | 12 | 8 | 5 | | 5 | R | M,SC | 14 | | |
| | 1328 RAYMONDVILLE | 10/07/1944 | Active | 17 | 1 | 0 | 1 | 6.25% | 16 | | 4 | | | N | P,M,SC | 24+ | | |
| | 1329 RIO GRANDE CITY | 12/03/1953 | Active | 29 | 8 | 3 | 5 | 20.83% | 25 | 6 | 4 | | | | M,VP,SC | 1 | | |
| | 1332 ROCKPORT | 03/02/1950 | Active | 27 | 3 | 7 | -4 | -12.90% | 31 | 6 | 0 | | | N | SC | 0 | | \$3,025.00 |
| Exc Award (06/30/2021) | 106809 ROMA | 11/04/2009 | Status Quo(1) | 10 | 0 | 0 | 0 | 0.00% | 10 | | 23 | 1 | None | | P,S,T,M,VP SC | 24+ | 90+ Days | |
| | 1334 SAN BENITO | 08/23/1927 | Active | 30 | 2 | 0 | 2 | 7.14% | 25 | | 0 | | 6 | R | | 1 | | \$1,900.00 |
| Exc Award (06/30/2022, 06/30/2023, 06/30/2024) | 126965 San Juan Community | 03/08/2016 | Active | 22 | 7 | 23 | -16 | -42.11% | 38 | 2 | 0 | | | N | S,SC | 1 | | \$240.00 |
| Exc Award (06/30/2023, 06/30/2024) | 1340 SINTON | 12/20/1960 | Status Quo(1) | 6 | 0 | 0 | 0 | 0.00% | 6 | | 15 | 1 | None | | P,S,T,M,VP SC | 24+ | 90+ Days | |
| | 55781 SINTON NITE | 06/01/1994 | Active | 9 | 0 | 2 | -2 | -18.18% | 16 | 2 | 1 | | | N | | 1 | | |
| Exc Award (06/30/2019, 06/30/2021, 06/30/2022) | 1343 WESLACO | 11/25/1927 | Active | 69 | 2 | 4 | -2 | -2.82% | 71 | 9 | 1 | | 2 | | VP | 0 | | \$2,300.00 |
| Exc Award (06/30/2023, 06/30/2024) | 1344 WESLACO MID-VALLEY | 11/19/1970 | Active | 45 | 4 | 1 | 3 | 7.14% | 42 | 36 | 0 | | 2 | R | M,SC | 1 | | |
| | 1345 ZAPATA | 05/04/1954 | Active | 43 | 6 | 0 | 6 | 16.22% | 41 | | 2 | | | N | | 6 | | |
| Exc Award (06/30/2017, 06/30/2019, 06/30/2020) | | | | | | | | | | | | | | | | | | |

Clubs Cancelled Previous Fiscal Year – Clubs Cancelled within last 12 months may be reinstated

| Club Number | Club Name | Charter Date | Current Status* | Cancellation Date |
|-------------|-----------|--------------|-----------------|-------------------|
|-------------|-----------|--------------|-----------------|-------------------|



Club Health Assessment for District 2 A3 through May 2025

|  Club Number Club Name Charter Date | | | Status | Membership | | | | | | | Reports | | | | | Finance | | LCIF | | |
|---|---------------------|---------------------------|---|-----------------------------|-------------------|---|----------------|------------------|----------------------------|--|--------------------------------------|--------------------------------|------------------------------------|----------------------------------|---|--|-----------------------------------|----------------------------|----------------------------------|--|
| | | | | Current Member Count | YTD Members Added | YTD Members Dropped | YTD Net Growth | YTD Net Growth% | Member Count 12 Months Ago | Avg. length of service for dropped members | Months Since Last MMR *** | Yrs. Since Last Officer Report | President Rotation | Vice President Reported **** | Months Since Last Activity Report *** | Account Balance | Donations for current Fiscal Year | | | |
| | | | Number of times on status quo within last two years | If below 15 members appears | | If net loss is greater than 20% appears | | | | | If no report in 3 months appears in | | When more than one year appears in | Number of repeat terms | Notes the officers that do not have an active | If no report at 12 months appears in red | | | | |
| 1283 ALICE EVENING | | | 06/25/1971 | Cancelled(8*) | | 01/29/2024 | | | | | | | | | | | | | | |
| Current Total Clubs Count | YTD New Clubs Count | YTD Cancelled Clubs Count | YTD Net Club Gain | Current Total Members Count | YTD Add | YTD Drop | YTD Net Growth | YTD Net Growth % | Member Count 12 Months Ago | Average Member Count Per Club | % of Clubs with less than 20 members | % No MMR in 3 Months | % No Officer Report in 12 Months | % of Clubs with balance 90+ days | Number of Clubs in Status Quo | % Status Quo Clubs in Financial Suspension | Number of Cancelled Clubs | Average Cancelled Club Age | Members Lost Due to Cancellation | % of Clubs Cancelled for Non-Financial Reasons |
| 49 | 2 | 0 | 2 | 1,103 | 168 | 104 | 64 | 6.16% | 1,049 | 23 | 49% | 35% | 10% | 12% | 5 | 100% | 0 | 0 | 0 | 0% |

* - P - Priority Club. Cancellation Reasons: 1-Objectives/conduct, 2-Non-active club, 5-Non-existing club, 6-Disbanding, 7-Merger, 8-Financial Suspension, 9-District/Multiple District Dues.

** - Abbreviation: P-President, S-Secretary, T-Treasurer, M-Member Chairperson, VP-First Vice President, MC-Communications Chairperson, SC-Service Chairperson

*** - Abbreviation: N/R - Never reported using the Lions Clubs website, N/A - Not applicable, No password registered for the Lions Clubs website.

**** - Abbreviation: N - New, IP - Immediate Past, R - Repeat.



Club Health Assessment for District 2 S1 through May 2025

| | | | Status | Membership | | | | | | | Reports | | | | | Finance | | LCIF |
|---|-------------------------|--------------|---|-----------------------------|-------------------|---------------------|----------------|---|----------------------------|--|-------------------------------------|------------------------------------|------------------------|--|---------------------------------------|-----------------|-----------------------------------|------|
| Club Number | Club Name | Charter Date | | Current Member Count | YTD Members Added | YTD Members Dropped | YTD Net Growth | YTD Net Growth% | Member Count 12 Months Ago | Avg. length of service for dropped members | Months Since Last MMR *** | Yrs. Since Last Officer Report | President Rotation | Vice President Reported **** | Months Since Last Activity Report *** | Account Balance | Donations for current Fiscal Year | |
| | | | Number of times on status quo within last two years | If below 15 members appears | | | | If net loss is greater than 20% appears | | | If no report in 3 months appears in | When more than one year appears in | Number of repeat terms | Notes the officers that do not have appears in an active | If no report at 12 months red | | | |
| Clubs more than two years old | | | | | | | | | | | | | | | | | | |
| 1346 | ALTO | 04/26/1935 | Active(1) | 16 | 0 | 1 | -1 | -5.88% | 16 | 12 | 9 | | | R | SC | 24+ | | |
| 1349 | BEAUMONT BREAKFAST | 03/09/1967 | Active | 5 | 0 | 0 | 0 | 0.00% | 5 | | 0 | | 8 | R | M,SC | 0 | \$25.00 | |
| Exc Award (06/30/2017, 06/30/2018, 06/30/20 | | | | | | | | | | | | | | | | | | |
| 1348 | BEAUMONT FOUNDERS | 09/06/1916 | Active | 16 | 1 | 4 | -3 | -15.79% | 20 | 13 | 1 | | None | | P,M,VP,SC | 24+ | \$10,000.00 | |
| Exc Award (06/30/2021, 06/30/2022) | | | | | | | | | | | | | | | | | | |
| 1355 | BECKVILLE | 04/17/1956 | Active | 8 | 0 | 0 | 0 | 0.00% | 8 | | 11 | | 20 | R | P,M,VP,SC | 24+ | | |
| 1356 | BRIDGE CITY | 11/30/1945 | Active | 0 | 12 | 24 | -12 | -100.00% | 13 | 4 | 0 | | None | | P,S,T,M,VP SC | 21 | \$30.00 | |
| Exc Award (06/30/2020, 06/30/2022, 06/30/20 | | | | | | | | | | | | | | | | | | |
| 140905 | Broaddus on Sam Rayburn | 02/10/2020 | Active | 11 | 0 | 0 | 0 | 0.00% | 11 | | 1 | | | N | M | 0 | \$33.00 | |
| 1357 | BUNA | 06/24/1949 | Active | 14 | 0 | 0 | 0 | 0.00% | 14 | | 14 | | 3 | R | M,SC | 14 | | |
| 97260 | BURKEVILLE TOLEDO BEND | 06/05/2006 | Active | 23 | 0 | 0 | 0 | 0.00% | 23 | | 17 | | 6 | N | S,M,SC | 24+ | | |
| 1358 | CARTHAGE | 06/13/1935 | Active | 62 | 8 | 6 | 2 | 3.33% | 60 | 20 | 0 | | | N | VP,SC | 17 | | |
| Exc Award (06/30/2023) | | | | | | | | | | | | | | | | | | |
| 1360 | CENTER NOON | 04/13/1947 | Active | 53 | 2 | 3 | -1 | -1.85% | 54 | 28 | 1 | | | N | M,VP,SC | 24+ | | |
| 1363 | CHESTER | 07/05/1949 | Active | 28 | 4 | 2 | 2 | 7.69% | 26 | 3 | 0 | | 2 | R | M | 0 | \$40.00 | |
| 1364 | CORRIGAN | 10/14/1937 | Active | 13 | 0 | 2 | -2 | -13.33% | 15 | 11 | 8 | | 4 | R | M,SC | 11 | | |
| 1365 | CUSHING | 10/28/1940 | Active(1) | 21 | 5 | 2 | 3 | 16.67% | 18 | 3 | 7 | | | N | P,M,VP,SC | N/R | | |
| 127354 | Diboll Area | 06/01/2016 | Status Quo(1) | 11 | 0 | 0 | 0 | 0.00% | 12 | | 11 | 1 | None | | P,S,T,M,VP SC | 24+ | 90+ Days | |
| Exc Award (06/30/2020) | | | | | | | | | | | | | | | | | | |
| 1368 | DICK DOWLING | 11/28/1939 | Active | 19 | 7 | 0 | 7 | 58.33% | 12 | | 7 | | 5 | | M,VP,SC | 24+ | | |
| 1371 | GARRISON | 03/23/1945 | Active | 11 | 0 | 3 | -3 | -21.43% | 14 | 38 | 3 | | 4 | | M,VP,SC | 0 | | |
| Exc Award (06/30/2018) | | | | | | | | | | | | | | | | | | |
| 1445 | GROVETON | 01/28/1947 | Active | 22 | 0 | 2 | -2 | -8.33% | 24 | 8 | 1 | | | R | M,SC | 2 | | |
| 1374 | HEMPHILL | 04/26/1950 | Active | 37 | 6 | 7 | -1 | -2.63% | 40 | 6 | 3 | | 2 | N | | 14 | \$120.00 | |
| 1379 | JACKSONVILLE | 08/27/1939 | Active(1) | 26 | 2 | 3 | -1 | -3.70% | 27 | 9 | 1 | | 2 | R | | 24+ | | |
| 1381 | JASPER | 05/19/1938 | Active | 37 | 7 | 2 | 5 | 15.63% | 32 | 8 | 5 | | | N | M,SC | 0 | \$611.00 | |



Club Health Assessment for District 2 S1 through May 2025

| | | | Status | Membership | | | | | | | Reports | | | | | Finance | LCIF |
|--|------------------------|--------------|---|-----------------------------|-------------------|---------------------|----------------|---|----------------------------|--|-------------------------------------|------------------------------------|------------------------|------------------------------|---|--|-----------------------------------|
| Club Number | Club Name | Charter Date | | Current Member Count | YTD Members Added | YTD Members Dropped | YTD Net Growth | YTD Net Growth% | Member Count 12 Months Ago | Avg. length of service for dropped members | Months Since Last MMR *** | Yrs. Since Last Officer Report | President Rotation | Vice President Reported **** | Months Since Last Activity Report *** | Account Balance | Donations for current Fiscal Year |
| | | | Number of times on status quo within last two years | If below 15 members appears | | | | If net loss is greater than 20% appears | | | If no report in 3 months appears in | When more than one year appears in | Number of repeat terms | | Notes the officers that do not have an active | If no report at 12 months appears in red | |
| 1382 | JASPER EVENING | 04/09/1970 | Active | 8 | 1 | 4 | -3 | -27.27% | 11 | 20 | 1 | | | | M,VP,SC | 24+ | \$20.00 |
| 1383 | KIRBYVILLE | 12/10/1935 | Active | 4 | 1 | 3 | -2 | -33.33% | 16 | 20 | 0 | | 2 | | M,VP,SC | 24+ | |
| 1385 | LITTLE CYPRESS | 05/12/1952 | Active | 31 | 14 | 6 | 8 | 34.78% | 23 | 16 | 0 | | | | VP,SC | 14 | \$187.00 |
| Exc Award (06/30/2017) | | | | | | | | | | | | | | | | | |
| 1386 | LIVINGSTON | 04/04/1941 | Active | 96 | 9 | 17 | -8 | -7.69% | 110 | 13 | 1 | | | N | SC | 1 | \$697.00 |
| Exc Award (06/30/2022, 06/30/2023) | | | | | | | | | | | | | | | | | |
| 1388 | LUFKIN EVENING | 09/19/1956 | Active | 8 | 3 | 2 | 1 | 14.29% | 7 | 26 | 1 | | | | P,VP,SC | 0 | |
| Exc Award (06/30/2022) | | | | | | | | | | | | | | | | | |
| 1389 | LUFKIN HOST | 10/04/1920 | Active | 312 | 20 | 11 | 9 | 2.97% | 294 | 17 | 0 | | | N | M,SC | N/R | |
| 1390 | LUMBERTON | 05/05/1966 | Active | 18 | 1 | 0 | 1 | 5.88% | 17 | | 0 | | 7 | N | P,M,VP,SC | 24+ | |
| 36035 | NACOGDOCHES BREAKFAST | 09/21/1978 | Active(1) | 17 | 7 | 6 | 1 | 6.25% | 17 | 3 | 1 | | 2 | R | M,SC | 0 | \$48.00 |
| Exc Award (06/30/2020) | | | | | | | | | | | | | | | | | |
| 52181 | NEDERLAND PROFESSIONAL | 11/20/1991 | Active | 21 | 1 | 3 | -2 | -8.70% | 23 | 10 | 0 | | | N | | 0 | \$335.00 |
| 57139 | NEW SUMMERFIELD | 06/28/1995 | Active | 9 | 1 | 3 | -2 | -18.18% | 11 | 6 | 0 | | 9 | R | S,VP,SC | 0 | |
| Exc Award (06/30/2023) | | | | | | | | | | | | | | | | | |
| 1398 | NEWTON | 10/11/1935 | Active | 26 | 0 | 4 | -4 | -13.33% | 31 | 8 | 5 | | None | | P,S,M,VP,SC | 24+ | |
| 50898 | ONALASKA GREATER | 08/24/1990 | Active | 37 | 3 | 4 | -1 | -2.63% | 41 | 9 | 2 | | | N | | 4 | \$137.00 |
| Exc Award (06/30/2021, 06/30/2022, 06/30/2023) | | | | | | | | | | | | | | | | | |
| 1399 | ORANGE | 05/12/1937 | Active | 86 | 17 | 23 | -6 | -6.52% | 92 | 7 | 0 | | | | M,VP,SC | 3 | \$50.00 |
| Exc Award (06/30/2016, 06/30/2017, 06/30/2022) | | | | | | | | | | | | | | | | | |
| 33163 | ORANGE NOON | 12/23/1976 | Active(1) | 6 | 0 | 0 | 0 | 0.00% | 6 | | 16 | | 7 | | M,VP,SC | 24+ | |
| 112058 | PANOLA COUNTY | 08/17/2011 | Active | 7 | 0 | 1 | -1 | -12.50% | 8 | 9 | 1 | | | IP | SC | 8 | \$20.00 |
| Exc Award (06/30/2023) | | | | | | | | | | | | | | | | | |
| 1402 | PORT ARTHUR FOUNDERS | 04/23/1917 | Active | 13 | 0 | 0 | 0 | 0.00% | 13 | | 0 | | 2 | R | SC | 24+ | \$26.00 |
| Exc Award (06/30/2017, 06/30/2018) | | | | | | | | | | | | | | | | | |
| 1407 | PORT NECHES | 03/26/1929 | Active | 10 | 1 | 1 | 0 | 0.00% | 10 | 0 | 7 | | 2 | R | | 19 | \$30.00 |
| Exc Award (06/30/2018) | | | | | | | | | | | | | | | | | |
| 1408 | RUSK | 08/29/1940 | Active | 14 | 1 | 10 | -9 | -39.13% | 23 | 13 | 0 | | 3 | R | M,VP,SC | 17 | |



Club Health Assessment for District 2 S1 through May 2025

| | | | | | Membership | | | | | | Reports | | | | | | Finance | | LCIF | |
|--|---------------------|---------------------------|---|-----------------------------|-----------------------------|-------------------|---------------------|------------------|---|-------------------------------|--|-------------------------------------|------------------------------------|----------------------------------|-------------------------------|---|--|-----------------------------------|----------------------------------|--|
| Club Number | Club Name | Charter Date | | | Current Member Count | YTD Members Added | YTD Members Dropped | YTD Net Growth | YTD Net Growth% | Member Count 12 Months Ago | Avg. length of service for dropped members | Months Since Last MMR *** | Yrs. Since Last Officer Report | President Rotation | Vice President Reported **** | Months Since Last Activity Report *** | Account Balance | Donations for current Fiscal Year | | |
| | | | Number of times on status quo within last two years | | If below 15 members appears | | | | If net loss is greater than 20% appears | | | If no report in 3 months appears in | When more than one year appears in | Number of repeat terms | | Notes the officers that do not have an active | If no report at 12 months appears in red | | | |
| Exc Award (06/30/2020, 06/30/2022, 06/30/2025) | | | | | | | | | | | | | | | | | | | | |
| 1410 | SAN AUGUSTINE | 10/08/1937 | Active | | 47 | 4 | 2 | 2 | 4.44% | 45 | 5 | 1 | | | N | SC | 24+ | | \$3,441.00 | |
| Exc Award (06/30/2020) | | | | | | | | | | | | | | | | | | | | |
| 117213 | SHELBYVILLE | 06/20/2012 | Active | | 21 | 2 | 2 | 0 | 0.00% | 21 | 7 | 0 | | | N | M,SC | 0 | | | |
| Exc Award (06/30/2023) | | | | | | | | | | | | | | | | | | | | |
| 1412 | SOUR LAKE | 03/22/1929 | Active | | 41 | 7 | 2 | 5 | 13.89% | 36 | 27 | 0 | | | N | | 0 | 90+ Days | \$1,056.00 | |
| Exc Award (06/30/2017, 06/30/2018, 06/30/2020) | | | | | | | | | | | | | | | | | | | | |
| 1504 | TRINITY | 06/18/1928 | Active | | 26 | 5 | 1 | 4 | 18.18% | 22 | 14 | 0 | | | N | SC | 0 | | | |
| 125076 | Winnie Stowell | 06/10/2015 | Active | | 41 | 2 | 2 | 0 | 0.00% | 38 | 1 | 4 | | 5 | R | SC | 5 | | \$423.00 | |
| Exc Award (06/30/2018, 06/30/2020, 06/30/2025) | | | | | | | | | | | | | | | | | | | | |
| 1420 | WOODVILLE | 12/15/1947 | Active | | 48 | 2 | 7 | -5 | -9.43% | 53 | 15 | 0 | | | N | M,SC | 7 | | \$156.00 | |
| Exc Award (06/30/2020) | | | | | | | | | | | | | | | | | | | | |
| Current Total Clubs Count | YTD New Clubs Count | YTD Cancelled Clubs Count | YTD Net Club Gain | Current Total Members Count | YTD Add | YTD Drop | YTD Net Growth | YTD Net Growth % | Member Count 12 Months Ago | Average Member Count Per Club | % of Clubs with less than 20 members | % No MMR in 3 Months | % No Officer Report in 12 Months | % of Clubs with balance 90+ days | Number of Clubs in Status Quo | % Status Quo Clubs in Financial Suspension | Number of Cancelled Clubs | Average Cancelled Club Age | Members Lost Due to Cancellation | % of Clubs Cancelled for Non-Financial Reasons |
| 44 | 0 | 0 | 0 | 1,380 | 156 | 175 | -19 | -1.36% | 1,412 | 31 | 50% | 34% | 2% | 5% | 1 | 100% | 0 | 0 | 0 | 0% |

* - P - Priority Club. Cancellation Reasons: 1-Objectives/conduct, 2-Non-active club, 5-Non-existing club, 6-Disbanding, 7-Merger, 8-Financial Suspension, 9-District/Multiple District Dues.

** - Abbreviation: P-President, S-Secretary, T-Treasurer, M-Member Chairperson, VP-First Vice President, MC-Communications Chairperson, SC-Service Chairperson

*** - Abbreviation: N/R - Never reported using the Lions Clubs website, N/A - Not applicable, No password registered for the Lions Clubs website.

**** - Abbreviation: N - New, IP - Immediate Past, R - Repeat.




Club Health Assessment for District 2 S2 through May 2025

| | | | Status | Membership | | | | | | | Reports | | | | | Finance | | LCIF | |
|------------------------------------|--|--------------|---|-----------------------------|-------------------|---------------------|----------------|-----------------|---|--|---------------------------|--------------------------------|--------------------|-------------------------------------|---------------------------------------|------------------------|--|-------------------------------|--|
| Club Number | Club Name | Charter Date | | Current Member Count | YTD Members Added | YTD Members Dropped | YTD Net Growth | YTD Net Growth% | Member Count 12 Months Ago | Avg. length of service for dropped members | Months Since Last MMR *** | Yrs. Since Last Officer Report | President Rotation | Vice President Reported **** | Months Since Last Activity Report *** | Account Balance | Donations for current Fiscal Year | | |
| | | | Number of times on status quo within last two years | If below 15 members appears | | | | | If net loss is greater than 20% appears | | | | | If no report in 3 months appears in | When more than one year appears in | Number of repeat terms | Notes the officers that do not have appears in an active | If no report at 12 months red | |
| Clubs less than two years old | | | | | | | | | | | | | | | | | | | |
| 172110 | Houston Pakistani American | 06/17/2024 | Status Quo(1) | 37 | 9 | 0 | 9 | 32.14% | 0 | | 8 | | 2 | M,VP,SC | N/R | 90+ Days | | | |
| 179707 | Houston-Cypress Performing | 01/08/2025 | Active | 28 | 29 | 1 | 28 | 100.00% | 0 | 0 | 0 | | | N | SC | N/A | 90+ Days | | |
| 181529 | La Porte | 05/19/2025 | Newly Chartered | 22 | 22 | 0 | 22 | 100.00% | 0 | | 0 | | | VP,SC | N/A | | | | |
| Clubs more than two years old | | | | | | | | | | | | | | | | | | | |
| 1425 | ANAHUAC | 11/07/1939 | Active | 32 | 0 | 2 | -2 | -5.88% | 39 | 38 | 0 | | | R | S,M | 10 | \$34.00 | | |
| 103856 | BARBERS HILL | 10/23/2008 | Active | 42 | 8 | 2 | 6 | 16.67% | 36 | 10 | 1 | | 7 | | T,M,VP,SC | 23 | | | |
| 1427 | BAYTOWN | 09/27/1928 | Active | 42 | 5 | 4 | 1 | 2.44% | 42 | 18 | 0 | | | N | | 8 | \$41.00 | | |
| 1432 | BROOKSHIRE PATTISON | 01/22/1947 | Active | 22 | 1 | 4 | -3 | -12.00% | 24 | 16 | 0 | | 2 | R | | 0 | \$1,200.00 | | |
| Exc Award (06/30/2023) | | | | | | | | | | | | | | | | | | | |
| 129319 | Cinco Ranch | 12/09/2016 | Active | 16 | 0 | 2 | -2 | -11.11% | 19 | 13 | 9 | | | | M,VP,SC | 14 | \$18.00 | | |
| 59540 | CLEVELAND | 05/19/1997 | Active | 21 | 8 | 10 | -2 | -8.70% | 24 | 3 | 3 | | | IP | M,SC | 11 | | | |
| 1435 | CONROE NOON | 02/20/1939 | Active | 296 | 35 | 46 | -11 | -3.58% | 302 | 7 | 0 | | | N | T,M,SC | 1 | \$2,403.04 | | |
| 44703 | CUT AND SHOOT FAMILY | 03/08/1985 | Active | 28 | 3 | 3 | 0 | 0.00% | 29 | 9 | 0 | | | N | M | 0 | \$80.00 | | |
| 134792 | Cypress Centennial Scouting | 05/23/2018 | Active | 14 | 5 | 1 | 4 | 40.00% | 10 | 2 | 2 | | 4 | | P,M,VP,SC | 10 | \$10.00 | | |
| 48351 | DAYTON NOON | 03/30/1988 | Active | 51 | 5 | 1 | 4 | 8.51% | 47 | 37 | 0 | | | R | SC | 1 | \$97.00 | | |
| Exc Award (06/30/2022, 06/30/2023) | | | | | | | | | | | | | | | | | | | |
| 1446 | HARDIN | 03/27/1956 | Cancelled(8*) | 0 | 0 | 12 | -12 | -100.00% | 11 | 8 | 4 | | None | | P,S,T,M,VP SC | 24+ | 90+ Days | | |
| 1447 | HEMPSTEAD | 05/08/1945 | Active | 19 | 1 | 1 | 0 | 0.00% | 19 | 3 | 2 | | 2 | R | M,SC | 18 | | | |
| 1449 | HOUSTON ALDINE AND SPRING AREA | 09/09/1954 | Active | 7 | 0 | 1 | -1 | -12.50% | 8 | 29 | 5 | | | | M,VP,SC | 3 | | | |
| 1440 | HOUSTON CY-FAIR | 01/22/1957 | Active | 28 | 7 | 2 | 5 | 21.74% | 23 | 9 | 0 | | 2 | N | | 0 | \$323.00 | | |
| Exc Award (06/30/2022) | | | | | | | | | | | | | | | | | | | |
| 48338 | HOUSTON FIL AM | 03/28/1988 | Active(1) | 24 | 0 | 5 | -5 | -17.24% | 29 | 3 | 8 | | 2 | | S,M,VP,SC | 24+ | \$29.00 | | |
| 1450 | HOUSTON FOUNDER | 04/02/1917 | Active | 7 | 0 | 2 | -2 | -22.22% | 9 | 25 | 6 | | None | | P,M,VP,SC | 24+ | | | |
| 147839 | Houston Headquarters National Veterans & Advocates | 08/26/2021 | Active(2) | 14 | 0 | 0 | 0 | 0.00% | 14 | | 11 | | 4 | N | M,SC | 14 | | | |



Club Health Assessment for District 2 S2 through May 2025

|  | | | Status | Membership | | | | | | | Reports | | | | | Finance | LCIF |
|--|----------------------------|--------------|---|-----------------------------|-------------------|---------------------|----------------|---|----------------------------|--|-------------------------------------|------------------------------------|------------------------|---|---------------------------------------|-----------------|-----------------------------------|
| Club Number | Club Name | Charter Date | | Current Member Count | YTD Members Added | YTD Members Dropped | YTD Net Growth | YTD Net Growth% | Member Count 12 Months Ago | Avg. length of service for dropped members | Months Since Last MMR *** | Yrs. Since Last Officer Report | President Rotation | Vice President Reported **** | Months Since Last Activity Report *** | Account Balance | Donations for current Fiscal Year |
| | | | Number of times on status quo within last two years | If below 15 members appears | | | | If net loss is greater than 20% appears | | | If no report in 3 months appears in | When more than one year appears in | Number of repeat terms | Notes the officers that do not have an active | If no report at 12 months red | | |
| 1455 | HOUSTON HEIGHTS | 12/08/1944 | Active | 3 | 0 | 2 | -2 | -40.00% | 5 | 14 | 0 | | 7 | M,VP,SC | 4 | | \$2,635.00 |
| 152792 | Houston Indus | 10/17/2022 | Active | 36 | 8 | 7 | 1 | 2.86% | 31 | 2 | 0 | | | N | M,SC | 1 | \$35.00 |
| 122563 | Houston Lady | 06/20/2014 | Active | 47 | 18 | 2 | 16 | 51.61% | 27 | 0 | 0 | | | N | | 0 | \$636.00 |
| Exc Award (06/30/2024) | | | | | | | | | | | | | | | | | |
| 1461 | HOUSTON MEMORIAL | 02/09/1966 | Cancelled(6*) | 0 | 0 | 0 | 0 | 0.00% | 11 | | 11 | | None | P,S,T,M,VP SC | 24+ | | |
| 133311 | Houston Metroplex Veterans | 12/28/2017 | Status Quo(3) | 4 | 0 | 0 | 0 | 0.00% | 4 | | 7 | | 8 | M,VP,SC | 24+ | 90+ Days | |
| 141731 | Houston Montrose | 06/28/2020 | Cancelled(8*) | 0 | 0 | 6 | -6 | -100.00% | 6 | 4 | 5 | | None | P,S,T,M,VP SC | 18 | 90+ Days | |
| 88745 | HOUSTON NORTHWEST | 06/27/2005 | Active | 7 | 1 | 1 | 0 | 0.00% | 8 | 5 | 3 | | 3 | M,VP,SC | 24+ | | \$7.00 |
| 104166 | HOUSTON ROYAL OAKS | 12/16/2008 | Active | 109 | 16 | 5 | 11 | 11.22% | 98 | 5 | 1 | | | VP,SC | 1 | | |
| Exc Award (06/30/2021, 06/30/2024) | | | | | | | | | | | | | | | | | |
| 1473 | HOUSTON SOUTHWEST | 09/12/1955 | Active | 6 | 0 | 0 | 0 | 0.00% | 6 | | 9 | | | N | M,SC | N/R | \$31.00 |
| 54911 | HOUSTON SPORTS | 10/04/1993 | Active | 26 | 5 | 2 | 3 | 13.04% | 24 | 14 | 0 | | 10 | R | | 18 | \$173.00 |
| 1474 | HOUSTON SPRING BRANCH | 11/10/1949 | Status Quo(2) | 5 | 0 | 0 | 0 | 0.00% | 5 | | 10 | | 4 | P,T,M,VP,SC | 24+ | 90+ Days | |
| 140678 | Houston Unity | 01/16/2020 | Active(2) | 40 | 1 | 13 | -12 | -23.08% | 52 | 4 | 3 | | None | P,M,VP,SC | 7 | 90+ Days | \$160.00 |
| Exc Award (06/30/2021, 06/30/2022) | | | | | | | | | | | | | | | | | |
| 1480 | HOUSTON WESTBURY | 04/13/1966 | Active | 6 | 0 | 0 | 0 | 0.00% | 6 | | 8 | | 2 | S,M,VP,SC | 24+ | | |
| 1483 | HUFFMAN | 05/11/1971 | Active | 42 | 18 | 16 | 2 | 5.00% | 40 | 8 | 0 | | 6 | M,VP,SC | 0 | | |
| 1485 | HUMBLE | 08/24/1945 | Active(2) | 10 | 0 | 2 | -2 | -16.67% | 12 | 16 | 1 | | 17 | M,VP,SC | 24+ | | |
| 42369 | HUMBLE NOON | 03/04/1983 | Active | 26 | 3 | 0 | 3 | 13.04% | 21 | | 6 | | | N | SC | 0 | \$1,123.00 |
| Exc Award (06/30/2022, 06/30/2023, 06/30/2024) | | | | | | | | | | | | | | | | | |
| 1487 | HUNTSVILLE | 05/05/1950 | Active | 45 | 8 | 0 | 8 | 21.62% | 37 | | 1 | | | N | SC | 13 | |
| 1489 | Katy Community | 12/26/1972 | Active | 10 | 0 | 0 | 0 | 0.00% | 9 | | 2 | | | R | M,SC | 1 | \$10.00 |
| 119625 | Kingwood | 06/12/2013 | Active(1) | 2 | 2 | 2 | 0 | 0.00% | 2 | 7 | 4 | | 3 | S,M,VP,SC | 24+ | | |
| 65364 | KLEIN | 05/15/2002 | Active | 20 | 3 | 1 | 2 | 11.11% | 18 | 23 | 0 | | 5 | N | | 0 | \$18.00 |
| 1492 | LIBERTY | 11/08/1939 | Active | 64 | 8 | 0 | 8 | 14.29% | 54 | | 1 | | | N | SC | 0 | \$1,106.00 |
| Exc Award (06/30/2023, 06/30/2024) | | | | | | | | | | | | | | | | | |



Club Health Assessment for District 2 S2 through May 2025

| Club Number | Club Name | Charter Date | Status | Membership | | | | | | | Reports | | | | | Finance | LCIF |
|---|--------------------------------------|--------------|---|-----------------------------|-------------------|---------------------|----------------|---|----------------------------|--|----------------------------------|------------------------------------|------------------------|---|--|-----------------|-----------------------------------|
| | | | | Current Member Count | YTD Members Added | YTD Members Dropped | YTD Net Growth | YTD Net Growth% | Member Count 12 Months Ago | Avg. length of service for dropped members | Months Since Last MMR *** | Yrs. Since Last Officer Report | President Rotation | Vice President Reported **** | Months Since Last Activity Report *** | Account Balance | Donations for current Fiscal Year |
| | | | Number of times on status quo within last two years | If below 15 members appears | | | | If net loss is greater than 20% appears | | | If no report in 3 months appears | When more than one year appears in | Number of repeat terms | Notes the officers that do not have an active | If no report at 12 months appears in red | | |
| 1493 | MAGNOLIA | 04/16/1956 | Active | 32 | 9 | 5 | 4 | 14.29% | 28 | 19 | 0 | | | N | M,SC | 0 | \$1,190.00 |
| 152233 | Magnolia Tri-County | 08/24/2022 | Active | 11 | 1 | 9 | -8 | -42.11% | 19 | 3 | 1 | | 3 | R | M,SC | 19 | \$19.00 |
| 52966 | MONTGOMERY | 04/28/1992 | Active | 19 | 5 | 1 | 4 | 26.67% | 20 | 0 | 0 | | | IP | | 0 | \$550.00 |
| Exc Award (06/30/2017, 06/30/2018, 06/30/20 | | | | | | | | | | | | | | | | | |
| 133142 | Montgomery Lake Conroe Centennial | 11/13/2017 | Active | 27 | 3 | 5 | -2 | -6.90% | 32 | 4 | 0 | | 2 | | VP,SC | 2 | \$200.00 |
| 129829 | Nassau Bay 100 Centennial | 01/23/2017 | Active | 5 | 0 | 0 | 0 | 0.00% | 5 | | 8 | | 3 | | M,VP,SC | N/R | \$5.00 |
| 1437 | PANORAMA L C | 11/20/1972 | Active | 22 | 3 | 1 | 2 | 10.00% | 26 | 16 | 0 | | | R | M,SC | 5 | \$321.00 |
| 1496 | PASADENA | 03/04/1941 | Active | 23 | 1 | 2 | -1 | -4.17% | 24 | 13 | 7 | | None | | P,M,VP,SC | 3 | |
| 115445 | PRAIRIE VIEW A & M UNIVERSITY CAMPUS | 10/31/2011 | P- Active | 10 | 9 | 0 | 9 | 900.00% | 1 | | 6 | | 2 | N | M,SC | 2 | \$1.00 |
| 1501 | SOUTH MONTGOMERY COUNTY L C | 02/10/1969 | Active | 11 | 0 | 0 | 0 | 0.00% | 11 | | 8 | | 14 | | VP,SC | 0 | |
| 40405 | THE WOODLANDS | 10/05/1981 | Active | 16 | 1 | 3 | -2 | -11.11% | 18 | 7 | 2 | | 2 | R | SC | 0 | \$1,668.00 |
| 41131 | TOMBALL | 04/05/1982 | Active | 30 | 4 | 6 | -2 | -6.25% | 32 | 12 | 1 | | | N | | 0 | \$1,132.00 |
| Exc Award (06/30/2023) | | | | | | | | | | | | | | | | | |
| 1505 | TWIN CITY L C | 06/18/1965 | Cancelled(8*) | 0 | 0 | 2 | -2 | -100.00% | 2 | 16 | 5 | | None | | P,S,T,M,VP SC | 24+ | 90+ Days |
| 1506 | WALLER | 07/14/1952 | Active | 6 | 0 | 0 | 0 | 0.00% | 6 | | 11 | | 3 | | M,VP,SC | 24+ | \$6.00 |
| 31159 | WILLIS | 09/08/1975 | Active | 8 | 0 | 0 | 0 | 0.00% | 8 | | 11 | | None | N | P,M,SC | 24+ | |

Clubs Cancelled Previous Fiscal Year – Clubs Cancelled within last 12 months may be reinstated

| Club Number | Club Name | Charter Date | Current Status* | Cancellation Date |
|-------------|--------------------|--------------|-----------------|-------------------|
| 63554 | HOUSTON MILLENNIUM | 09/05/2000 | Cancelled(6*) | 07/29/2023 |

| Current Total Clubs Count | YTD New Clubs Count | YTD Cancelled Clubs Count | YTD Net Club Gain | Current Total Members Count | YTD Add | YTD Drop | YTD Net Growth | YTD Net Growth % | Member Count 12 Months Ago | Average Member Count Per Club | % of Clubs with less than 20 members | % No MMR in 3 Months | % No Officer Report in 12 Months | % of Clubs with balance 90+ days | Number of Clubs in Status Quo | % Status Quo Clubs in Financial Suspension | Number of Cancelled Clubs | Average Cancelled Club Age | Members Lost Due to Cancellation | % of Clubs Cancelled for Non-Financial Reasons |
|---------------------------|---------------------|---------------------------|-------------------|-----------------------------|---------|----------|----------------|------------------|----------------------------|-------------------------------|--------------------------------------|----------------------|----------------------------------|----------------------------------|-------------------------------|--|---------------------------|----------------------------|----------------------------------|--|
| 51 | 2 | 4 | -2 | 1,478 | 265 | 192 | 73 | 5.20% | 1,393 | 29 | 45% | 41% | 0% | 10% | 3 | 100% | 4 | 54 | 20 | 25% |



Club Health Assessment for District 2 S2 through May 2025

| | | | Status | Membership | | | | | | | Reports | | | | Finance | LCIF | |
|-------------|-----------|--------------|---|-----------------------------|-------------------|---------------------|----------------|---|----------------------------|--|-------------------------------------|------------------------------------|------------------------|---|--|-----------------|-----------------------------------|
| Club Number | Club Name | Charter Date | | Current Member Count | YTD Members Added | YTD Members Dropped | YTD Net Growth | YTD Net Growth% | Member Count 12 Months Ago | Avg. length of service for dropped members | Months Since Last MMR *** | Yrs. Since Last Officer Report | President Rotation | Vice President Reported **** | Months Since Last Activity Report *** | Account Balance | Donations for current Fiscal Year |
| | | | | | | | | | | | | | | | | | |
| | | | Number of times on status quo within last two years | If below 15 members appears | | | | If net loss is greater than 20% appears | | | If no report in 3 months appears in | When more than one year appears in | Number of repeat terms | Notes the officers that do not have an active | If no report at 12 months appears in red | | |

* - P - Priority Club. Cancellation Reasons: 1-Objectives/conduct, 2-Non-active club, 5-Non-existing club, 6-Disbanding, 7-Merger, 8-Financial Suspension, 9-District/Multiple District Dues.

** - Abbreviation: P-President, S-Secretary, T-Treasurer, M-Member Chairperson, VP-First Vice President, MC-Communications Chairperson, SC-Service Chairperson

*** - Abbreviation: N/R - Never reported using the Lions Clubs website, N/A - Not applicable, No password registered for the Lions Clubs website.

**** - Abbreviation: N - New, IP - Immediate Past, R - Repeat.



Club Health Assessment for District 2 S3 through May 2025

| Club Number | Club Name | Charter Date | Status | Membership | | | | | | | Reports | | | | | Finance | LCIF |
|--|-------------------------------|--------------|---|-----------------------------|-------------------|---------------------|----------------|---|----------------------------|--|----------------------------------|------------------------------------|------------------------|---|--|-----------------|-----------------------------------|
| | | | | Current Member Count | YTD Members Added | YTD Members Dropped | YTD Net Growth | YTD Net Growth% | Member Count 12 Months Ago | Avg. length of service for dropped members | Months Since Last MMR *** | Yrs. Since Last Officer Report | President Rotation | Vice President Reported **** | Months Since Last Activity Report *** | Account Balance | Donations for current Fiscal Year |
| | | | Number of times on status quo within last two years | If below 15 members appears | | | | If net loss is greater than 20% appears | | | If no report in 3 months appears | When more than one year appears in | Number of repeat terms | Notes the officers that do not have an active | If no report at 12 months appears in red | | |
| Clubs less than two years old | | | | | | | | | | | | | | | | | |
| 156407 | Burnet | 10/18/2023 | Active | 10 | 0 | 16 | -16 | -61.54% | 26 | 1 | 2 | | 2 | R | S,M | 0 | |
| 157787 | Thorndale | 04/03/2024 | Active | 20 | 0 | 7 | -7 | -25.93% | 26 | 1 | 1 | | | IP | SC | 6 | |
| Clubs more than two years old | | | | | | | | | | | | | | | | | |
| 1509 | AUSTIN CAPITAL CITY | 06/09/1967 | Active | 29 | 1 | 2 | -1 | -3.33% | 38 | 2 | 0 | | 2 | N | | 1 | \$142.00 |
| Exc Award (06/30/2022, 06/30/2023) | | | | | | | | | | | | | | | | | |
| 136148 | Austin East Austin Lions Club | 07/30/2018 | Active | 9 | 0 | 1 | -1 | -10.00% | 10 | 3 | 0 | | 7 | R | M,SC | 24+ | |
| 144996 | Austin Everest | 02/09/2021 | Active | 25 | 4 | 21 | -17 | -40.48% | 42 | 3 | 1 | | 2 | | VP,SC | 4 | |
| Exc Award (06/30/2022) | | | | | | | | | | | | | | | | | |
| 1508 | AUSTIN FOUNDER | 01/18/1916 | Active | 85 | 7 | 11 | -4 | -4.49% | 89 | 6 | 0 | | | N | SC | 0 | \$1,230.00 |
| Exc Award (06/30/2016, 06/30/2017, 06/30/2020) | | | | | | | | | | | | | | | | | |
| 135085 | Austin Indian Centennial | 06/21/2018 | Active | 19 | 0 | 0 | 0 | 0.00% | 19 | | 13 | | 4 | R | M | 9 | |
| 1512 | AUSTIN LAKE TRAVIS | 05/07/1971 | Active | 14 | 0 | 0 | 0 | 0.00% | 14 | | 19 | | 3 | R | M,SC | 24+ | \$28.00 |
| 1514 | AUSTIN NORTH AUSTIN | 09/27/1948 | Active | 16 | 1 | 0 | 1 | 6.67% | 15 | | 9 | | 7 | R | T,VP | 5 | \$130.00 |
| 1518 | AUSTIN SOUTH AUSTIN | 09/23/1949 | Active | 5 | 0 | 0 | 0 | 0.00% | 6 | | 1 | | 2 | R | | 1 | \$10.00 |
| 1520 | AUSTIN WEST AUSTIN | 02/16/1956 | Active | 11 | 0 | 1 | -1 | -8.33% | 12 | 8 | 1 | | 20 | N | T | 8 | \$24.00 |
| 39844 | BASTROP EVENING | 05/21/1981 | Active | 40 | 13 | 6 | 7 | 21.21% | 38 | 2 | 1 | | | N | | 0 | \$116.00 |
| Exc Award (06/30/2023) | | | | | | | | | | | | | | | | | |
| 1523 | BLANCO | 11/22/1938 | Active | 7 | 0 | 0 | 0 | 0.00% | 7 | | 2 | | | | M,VP,SC | 0 | \$14.00 |
| 1530 | BUCKHOLTS | 01/14/1971 | Active | 15 | 0 | 0 | 0 | 0.00% | 15 | | 1 | | 11 | R | M | 7 | \$30.00 |
| 31117 | BUDA | 08/15/1975 | Active | 47 | 4 | 4 | 0 | 0.00% | 47 | 4 | 2 | | | N | | 0 | \$292.00 |
| Exc Award (06/30/2018, 06/30/2019, 06/30/2020) | | | | | | | | | | | | | | | | | |
| 32056 | BULVERDE | 04/23/1976 | Active | 28 | 12 | 1 | 11 | 64.71% | 17 | 6 | 0 | | | N | | 8 | \$74.00 |
| 1534 | CAMERON | 09/19/1923 | Active | 49 | 3 | 0 | 3 | 6.52% | 46 | | 0 | | | N | | 0 | \$417.00 |
| Exc Award (06/30/2019, 06/30/2020, 06/30/2020) | | | | | | | | | | | | | | | | | |
| 147612 | Cameron Evening | 07/15/2021 | Active | 21 | 3 | 7 | -4 | -16.00% | 25 | 4 | 3 | | 4 | R | | 1 | |
| Exc Award (06/30/2022, 06/30/2023) | | | | | | | | | | | | | | | | | |



Club Health Assessment for District 2 S3 through May 2025

| | | | Status | Membership | | | | | | | Reports | | | | | Finance | | LCIF |
|---|---------------------|--------------|---|-----------------------------|-------------------|---------------------|----------------|-----------------|---|--|-------------------------------------|------------------------------------|------------------------|---|--|-----------------|-----------------------------------|------|
| Club Number | Club Name | Charter Date | | Current Member Count | YTD Members Added | YTD Members Dropped | YTD Net Growth | YTD Net Growth% | Member Count 12 Months Ago | Avg. length of service for dropped members | Months Since Last MMR *** | Yrs. Since Last Officer Report | President Rotation | Vice President Reported **** | Months Since Last Activity Report *** | Account Balance | Donations for current Fiscal Year | |
| | | | Number of times on status quo within last two years | If below 15 members appears | | | | | If net loss is greater than 20% appears | | If no report in 3 months appears in | When more than one year appears in | Number of repeat terms | Notes the officers that do not have an active | If no report at 12 months appears in red | | | |
| 33506 | CANYON LAKE NOON | 03/21/1977 | Active | 54 | 13 | 0 | 13 | 31.71% | 47 | | 0 | | None | N P | 0 | | \$3,642.00 | |
| Exc Award (06/30/2017, 06/30/2018, 06/30/20 | | | | | | | | | | | | | | | | | | |
| 47060 | CEDAR PARK LONGHORN | 03/17/1987 | Active | 11 | 5 | 3 | 2 | 22.22% | 9 | 24 | 0 | | | N SC | 4 | | \$18.00 | |
| 35024 | DRIPPING SPRINGS | 02/09/1978 | Active | 21 | 2 | 0 | 2 | 10.53% | 19 | | 3 | | None | N P | 1 | | \$1,038.00 | |
| Exc Award (06/30/2016, 06/30/2017, 06/30/20 | | | | | | | | | | | | | | | | | | |
| 44277 | ELGIN EVENING | 10/12/1984 | Active | 16 | 3 | 1 | 2 | 14.29% | 14 | 1 | 0 | | 9 | M,VP,SC | 0 | | \$150.00 | |
| Exc Award (06/30/2024) | | | | | | | | | | | | | | | | | | |
| 1548 | GARDEN RIDGE | 03/06/1973 | Active | 66 | 11 | 12 | -1 | -1.49% | 67 | 12 | 0 | | | N | 0 | | \$634.00 | |
| Exc Award (06/30/2018, 06/30/2019, 06/30/20 | | | | | | | | | | | | | | | | | | |
| 1550 | GEORGETOWN | 09/24/1923 | Active | 25 | 3 | 4 | -1 | -3.85% | 31 | 24 | 2 | | | N SC | 0 | | \$1,204.00 | |
| Exc Award (06/30/2018, 06/30/2019) | | | | | | | | | | | | | | | | | | |
| 1559 | HUTTO | 11/23/1953 | Active | 19 | 1 | 0 | 1 | 5.56% | 17 | | 7 | | | N SC | 10 | | \$36.00 | |
| Exc Award (06/30/2021) | | | | | | | | | | | | | | | | | | |
| 1561 | JOHNSON CITY | 02/09/1939 | Active | 21 | 1 | 0 | 1 | 5.00% | 20 | | 4 | | 2 | M,VP,SC | 9 | | \$40.00 | |
| 124846 | Kyle | 05/13/2015 | Active | 12 | 1 | 0 | 1 | 9.09% | 11 | | 0 | | | N SC | 9 | | \$22.00 | |
| 38848 | LAGO VISTA | 08/11/1980 | Active | 99 | 20 | 1 | 19 | 23.75% | 88 | 13 | 0 | | | N | 7 | | \$2,960.00 | |
| Exc Award (06/30/2016, 06/30/2018, 06/30/20 | | | | | | | | | | | | | | | | | | |
| 48996 | LIBERTY HILL | 11/11/1988 | Active | 14 | 1 | 1 | 0 | 0.00% | 14 | 7 | 3 | | | R SC | 8 | | \$1,828.00 | |
| 1567 | LOCKHART | 10/05/1967 | Active | 23 | 7 | 1 | 6 | 35.29% | 17 | 11 | 0 | | | N M,SC | 6 | | \$100.00 | |
| 1569 | LULING | 09/09/1948 | Active | 16 | 2 | 5 | -3 | -15.79% | 19 | 6 | 1 | | | N | 1 | | \$378.00 | |
| Exc Award (06/30/2016, 06/30/2021) | | | | | | | | | | | | | | | | | | |
| 1572 | MANOR | 12/16/1955 | Active | 19 | 1 | 12 | -11 | -36.67% | 30 | 3 | 1 | | 2 | N | 2 | | \$560.00 | |
| Exc Award (06/30/2021, 06/30/2022) | | | | | | | | | | | | | | | | | | |
| 1574 | MARION | 03/19/1949 | Active | 3 | 0 | 0 | 0 | 0.00% | 3 | | 14 | 1 | None | P,S,T,M,VP SC | 5 | | | |
| Exc Award (06/30/2016) | | | | | | | | | | | | | | | | | | |
| 1575 | MCQUEENEY | 12/08/1970 | Active | 48 | 3 | 4 | -1 | -2.04% | 49 | 16 | 1 | | | N M,VP,SC | 0 | | \$98.00 | |
| 46625 | MILANO EVENING | 11/17/1986 | Active | 14 | 1 | 0 | 1 | 7.69% | 13 | | 8 | | 2 | R | 3 | | \$26.00 | |
| Exc Award (06/30/2018) | | | | | | | | | | | | | | | | | | |



Club Health Assessment for District 2 S3 through May 2025

| | | | Membership | | | | | | | | Reports | | | | | Finance | | LCIF | | |
|---|------------------------------|---------------------------|---|-----------------------------|---|---------------------|----------------|------------------|----------------------------|--|--------------------------------------|--------------------------------|----------------------------------|---|--|--|-----------------------------------|----------------------------|----------------------------------|----------------------------------|
| Club Number | Club Name | Charter Date | | Current Member Count | YTD Members Added | YTD Members Dropped | YTD Net Growth | YTD Net Growth% | Member Count 12 Months Ago | Avg. length of service for dropped members | Months Since Last MMR *** | Yrs. Since Last Officer Report | President Rotation | Vice President Reported **** | Months Since Last Activity Report *** | Account Balance | Donations for current Fiscal Year | | | |
| | | | Number of times on status quo within last two years | If below 15 members appears | If net loss is greater than 20% appears | | | | | If no report in 3 months appears in | When more than one year appears in | Number of repeat terms | | Notes the officers that do not have an active | If no report at 12 months appears in red | | | | | |
| 1577 | NEW BRAUNFELS | 03/18/1924 | Active | 130 | 25 | 20 | 5 | 4.00% | 126 | 10 | 0 | | | N | 3 | | \$3,695.00 | | | |
| Exc Award (06/30/2016, 06/30/2018, 06/30/20 | | | | | | | | | | | | | | | | | | | | |
| 1578 | NEW BRAUNFELS EVENING | 05/31/1967 | Active | 44 | 10 | 4 | 6 | 15.79% | 38 | 12 | 0 | | | N | 7 | | \$736.00 | | | |
| Exc Award (06/30/2017, 06/30/2021, 06/30/20 | | | | | | | | | | | | | | | | | | | | |
| 30224 | PFLUGERVILLE | 02/13/1975 | Active | 57 | 0 | 0 | 0 | 0.00% | 58 | | 1 | | 2 | R SC | 3 | | \$114.00 | | | |
| 96419 | POINT VENTURE | 03/06/2006 | Active | 64 | 8 | 1 | 7 | 12.28% | 56 | 9 | 0 | | | N | 0 | | \$2,274.00 | | | |
| Exc Award (06/30/2017, 06/30/2020, 06/30/20 | | | | | | | | | | | | | | | | | | | | |
| 1580 | ROCKDALE NOON | 01/13/1941 | Active | 18 | 4 | 8 | -4 | -18.18% | 22 | 5 | 1 | | | | VP | 3 | \$44.00 | | | |
| 49670 | ROUND ROCK NOON | 06/29/1989 | Active | 15 | 0 | 4 | -4 | -21.05% | 21 | 11 | 6 | | | N | 7 | | \$1,443.00 | | | |
| Exc Award (06/30/2016, 06/30/2021) | | | | | | | | | | | | | | | | | | | | |
| 1583 | SAN MARCOS | 11/12/1941 | Active | 112 | 21 | 17 | 4 | 3.70% | 108 | 4 | 0 | | | N | 0 | | \$2,346.00 | | | |
| Exc Award (06/30/2018, 06/30/2021, 06/30/20 | | | | | | | | | | | | | | | | | | | | |
| 53499 | SAN MARCOS BLUEBONNET | 07/01/1992 | Active | 40 | 6 | 0 | 6 | 17.65% | 32 | | 1 | | | N | 9 | | \$438.00 | | | |
| Exc Award (06/30/2017, 06/30/2019, 06/30/20 | | | | | | | | | | | | | | | | | | | | |
| 103971 | SCHERTZ CIBOLO SELMA | 11/13/2008 | Active | 48 | 8 | 12 | -4 | -7.69% | 52 | 3 | 0 | | | N | 1 | | \$270.00 | | | |
| Exc Award (06/30/2016, 06/30/2018, 06/30/20 | | | | | | | | | | | | | | | | | | | | |
| 104738 | SPICEWOOD AND HIGHLAND LAKES | 02/12/2009 | Status Quo(3) | 2 | 0 | 15 | -15 | -88.24% | 17 | 11 | 5 | | | | M,VP,SC | 5 | 90+ Days | | | |
| 1592 | TAYLOR | 03/18/1940 | Active(1) | 37 | 3 | 2 | 1 | 2.78% | 36 | 2 | 3 | | | N | SC | 0 | \$1,115.00 | | | |
| Exc Award (06/30/2016, 06/30/2022, 06/30/20 | | | | | | | | | | | | | | | | | | | | |
| 117756 | UNIVERSITY OF TEXAS | 09/25/2012 | Active | 30 | 10 | 1 | 9 | 42.86% | 21 | 0 | 0 | | | N | SC | 1 | | | | |
| Exc Award (06/30/2017) | | | | | | | | | | | | | | | | | | | | |
| 1597 | WIMBERLEY | 01/17/1969 | Active | 157 | 23 | 6 | 17 | 12.14% | 140 | 4 | 1 | | | | VP | 0 | \$4,280.00 | | | |
| Exc Award (06/30/2016, 06/30/2019, 06/30/20 | | | | | | | | | | | | | | | | | | | | |
| Current Total Clubs Count | YTD New Clubs Count | YTD Cancelled Clubs Count | YTD Net Club Gain | Current Total Members Count | YTD Add | YTD Drop | YTD Net Growth | YTD Net Growth % | Member Count 12 Months Ago | Average Member Count Per Club | % of Clubs with less than 20 members | % No MMR in 3 Months | % No Officer Report in 12 Months | % of Clubs with balance 90+ days | Number of Clubs in Status Quo | % Status Quo Clubs in Financial Suspension | Number of Cancelled Clubs | Average Cancelled Club Age | Members Lost Due to Cancellation | % of Clubs Non-Financial Reasons |
| 48 | 0 | 0 | 0 | 1,685 | 241 | 211 | 30 | 1.81% | 1,687 | 35 | 44% | 27% | 2% | 2% | 1 | 100% | 0 | 0 | 0 | 0% |



Club Health Assessment for District 2 S3 through May 2025

| | | | Status | Membership | | | | | | | Reports | | | | | Finance | LCIF |
|-------------|-----------|--------------|---|-----------------------------|-------------------|---------------------|----------------|---|----------------------------|--|-------------------------------------|------------------------------------|------------------------|---|--|-----------------|-----------------------------------|
| Club Number | Club Name | Charter Date | | Current Member Count | YTD Members Added | YTD Members Dropped | YTD Net Growth | YTD Net Growth% | Member Count 12 Months Ago | Avg. length of service for dropped members | Months Since Last MMR *** | Yrs. Since Last Officer Report | President Rotation | Vice President Reported **** | Months Since Last Activity Report *** | Account Balance | Donations for current Fiscal Year |
| | | | | | | | | | | | | | | | | | |
| | | | Number of times on status quo within last two years | If below 15 members appears | | | | If net loss is greater than 20% appears | | | If no report in 3 months appears in | When more than one year appears in | Number of repeat terms | Notes the officers that do not have an active | If no report at 12 months appears in red | | |

* - P - Priority Club. Cancellation Reasons: 1-Objectives/conduct, 2-Non-active club, 5-Non-existing club, 6-Disbanding, 7-Merger, 8-Financial Suspension, 9-District/Multiple District Dues.

** - Abbreviation: P-President, S-Secretary, T-Treasurer, M-Member Chairperson, VP-First Vice President, MC-Communications Chairperson, SC-Service Chairperson

*** - Abbreviation: N/R - Never reported using the Lions Clubs website, N/A - Not applicable, No password registered for the Lions Clubs website.

**** - Abbreviation: N - New, IP - Immediate Past, R - Repeat.



Club Health Assessment for District 2 S4 through May 2025

| | | | Status | Membership | | | | | | | Reports | | | | | Finance | | LCIF |
|------------------------------------|--|--------------|---|-----------------------------|-------------------|---------------------|----------------|---|----------------------------|--|-------------------------------------|------------------------------------|------------------------|---|--|-----------------|-----------------------------------|------|
| Club Number | Club Name | Charter Date | | Current Member Count | YTD Members Added | YTD Members Dropped | YTD Net Growth | YTD Net Growth% | Member Count 12 Months Ago | Avg. length of service for dropped members | Months Since Last MMR *** | Yrs. Since Last Officer Report | President Rotation | Vice President Reported **** | Months Since Last Activity Report *** | Account Balance | Donations for current Fiscal Year | |
| | | | Number of times on status quo within last two years | If below 15 members appears | | | | If net loss is greater than 20% appears | | | If no report in 3 months appears in | When more than one year appears in | Number of repeat terms | Notes the officers that do not have an active | If no report at 12 months appears in red | | | |
| Clubs less than two years old | | | | | | | | | | | | | | | | | | |
| 154785 | Bay Area League of Extraordinary Lions | 06/16/2023 | Active | 10 | 1 | 8 | -7 | -41.18% | 19 | 2 | 3 | | | VP,SC | 10 | | \$110.00 | |
| 178159 | Brazoria County South Onyx | 09/03/2024 | Active(1) | 29 | 29 | 0 | 29 | 100.00% | 0 | | 0 | | N | M,SC | 6 | | | |
| 155267 | Galveston County Cigar | 07/25/2023 | Active | 42 | 12 | 1 | 11 | 35.48% | 34 | 2 | 0 | | 2 | S,VP | 0 | | | |
| 154656 | GREATER HOUSTON | 06/08/2023 | Active | 72 | 44 | 23 | 21 | 41.18% | 63 | 2 | 0 | | 3 | N | 0 | | \$603.00 | |
| Exc Award (06/30/2023, 06/30/2024) | | | | | | | | | | | | | | | | | | |
| 180473 | Houston Nigerian | 02/06/2025 | Active | 40 | 40 | 0 | 40 | 100.00% | 0 | | 0 | | | M,VP,SC | 3 | 90+ Days | | |
| 178023 | Missouri City Caribbean | 08/26/2024 | Active(1) | 24 | 24 | 0 | 24 | 100.00% | 0 | | 0 | | | M,VP,SC | 6 | | | |
| 175519 | Pearland Area Onyx | 07/18/2024 | Active | 26 | 40 | 14 | 26 | 100.00% | 0 | 0 | 0 | | None | P,S,T,M,VP | 0 | | \$50.00 | |
| 155758 | Pearland Lady | 09/08/2023 | Active | 50 | 2 | 2 | 0 | 0.00% | 54 | 1 | 0 | | N | | 0 | | \$680.00 | |
| Exc Award (06/30/2024) | | | | | | | | | | | | | | | | | | |
| 179334 | Stafford United Lions | 11/04/2024 | Active | 20 | 20 | 0 | 20 | 100.00% | 0 | | 4 | | | M,VP,SC | N/R | | | |
| Clubs more than two years old | | | | | | | | | | | | | | | | | | |
| 1598 | ALVIN | 08/07/1936 | Active | 41 | 3 | 1 | 2 | 5.13% | 38 | 17 | 1 | | N | | 1 | | \$58.50 | |
| 1600 | ANGLETON | 05/17/1929 | Active | 28 | 2 | 0 | 2 | 7.69% | 26 | | 0 | | N | SC | 10 | | \$39.00 | |
| 151392 | Angleton Danbury | 06/17/2022 | Active(2) | 12 | 2 | 10 | -8 | -40.00% | 20 | 2 | 0 | | N | S,T,M,SC | 4 | | | |
| 1602 | AUSTWELL TIVOLI L C | 03/28/1967 | Active | 9 | 1 | 2 | -1 | -10.00% | 10 | 4 | 1 | | | VP,SC | 16 | | \$15.00 | |
| 56904 | BACLIFF-SAN LEON BAYSIDE L C | 05/03/1995 | Active | 23 | 1 | 2 | -1 | -4.17% | 24 | 6 | 0 | | | VP | 0 | | \$36.00 | |
| Exc Award (06/30/2023) | | | | | | | | | | | | | | | | | | |
| 1603 | BAY CITY | 09/19/1940 | Active | 117 | 22 | 25 | -3 | -2.50% | 120 | 4 | 0 | | N | SC | 3 | | \$180.00 | |
| Exc Award (06/30/2023, 06/30/2024) | | | | | | | | | | | | | | | | | | |
| 45643 | BAY CITY EVENING | 01/31/1986 | Active | 12 | 1 | 3 | -2 | -14.29% | 14 | 4 | 7 | | N | | 0 | 90+ Days | \$21.00 | |
| 120242 | Bay City Lady Lions | 08/29/2013 | Active | 20 | 2 | 3 | -1 | -4.76% | 21 | 9 | 3 | | N | | 3 | | \$31.50 | |
| Exc Award (06/30/2022) | | | | | | | | | | | | | | | | | | |
| 106899 | BEEVILLE | 11/18/2009 | Active | 9 | 0 | 18 | -18 | -66.67% | 27 | 7 | 0 | | 5 | T,M,VP,SC | 6 | | \$40.50 | |
| Exc Award (06/30/2023) | | | | | | | | | | | | | | | | | | |



Club Health Assessment for District 2 S4 through May 2025

| | | | Status | Membership | | | | | | | Reports | | | | | Finance | | LCIF |
|-------------|------------------------------------|--------------|---|-----------------------------|-------------------|---------------------|----------------|---|----------------------------|--|-------------------------------------|------------------------------------|------------------------|---|---------------------------------------|-----------------|-----------------------------------|------|
| Club Number | Club Name | Charter Date | | Current Member Count | YTD Members Added | YTD Members Dropped | YTD Net Growth | YTD Net Growth% | Member Count 12 Months Ago | Avg. length of service for dropped members | Months Since Last MMR *** | Yrs. Since Last Officer Report | President Rotation | Vice President Reported **** | Months Since Last Activity Report *** | Account Balance | Donations for current Fiscal Year | |
| | | | Number of times on status quo within last two years | If below 15 members appears | | | | If net loss is greater than 20% appears | | | If no report in 3 months appears in | When more than one year appears in | Number of repeat terms | Notes the officers that do not have an active | If no report at 12 months red | | | |
| 118273 | BLESSING EFLM | 11/08/2012 | Active | 36 | 5 | 7 | -2 | -5.26% | 38 | 6 | 4 | | 2 | R | M,SC | 1 | \$57.00 | |
| | Exc Award (06/30/2017, 06/30/2022) | | | | | | | | | | | | | | | | | |
| 1606 | BOLING | 03/02/1948 | Active | 15 | 1 | 0 | 1 | 7.14% | 14 | | 1 | | None | | P,T,VP | 1 | \$1,021.00 | |
| | Exc Award (06/30/2022, 06/30/2023) | | | | | | | | | | | | | | | | | |
| 1607 | BRAZORIA | 11/18/1947 | Active | 36 | 8 | 0 | 8 | 28.57% | 27 | | 2 | | 3 | N | M,VP,SC | 1 | \$2,042.00 | |
| | Exc Award (06/30/2024) | | | | | | | | | | | | | | | | | |
| 138156 | Brazoria County Hispanic | 05/07/2019 | Active | 27 | 0 | 0 | 0 | 0.00% | 27 | | 23 | | 7 | | M,VP,SC | 10 | | |
| 47604 | BRAZOSPORT BREAKFAST | 06/30/1987 | Active | 109 | 16 | 4 | 12 | 12.37% | 100 | 2 | 0 | | | N | T,SC | 2 | \$245.50 | |
| | Exc Award (06/30/2023) | | | | | | | | | | | | | | | | | |
| 1641 | BRAZOSPORT EVENING | 10/22/1970 | Active | 18 | 1 | 1 | 0 | 0.00% | 19 | 14 | 0 | | None | N | P,M,SC | 2 | \$52.50 | |
| 120093 | BRAZOSPORT NOON | 08/01/2013 | Active | 11 | 3 | 3 | 0 | 0.00% | 11 | 5 | 0 | | 2 | | M,VP,SC | 0 | \$66.50 | |
| | Exc Award (06/30/2024) | | | | | | | | | | | | | | | | | |
| 120288 | Clute | 09/06/2013 | Status Quo(2) | 7 | 0 | 0 | 0 | 0.00% | 7 | | 24 | | 5 | | S,T,M,VP,SC | 3 | 90+ Days | |
| 1609 | CUERO | 10/18/1938 | Active | 17 | 0 | 8 | -8 | -32.00% | 25 | 8 | 0 | | | N | SC | 3 | \$20.23 | |
| 1613 | EAST BERNARD | 03/19/1941 | Active | 26 | 1 | 0 | 1 | 4.00% | 27 | | 0 | | 18 | | VP,SC | 4 | | |
| 1614 | EDNA | 10/14/1948 | Active | 20 | 6 | 5 | 1 | 5.26% | 20 | 6 | 3 | | | N | M,SC | 2 | \$28.50 | |
| 1615 | EL CAMPO | 09/09/1941 | Active | 30 | 0 | 2 | -2 | -6.25% | 32 | 19 | 5 | | | R | M,SC | 3 | | |
| 119405 | EL CAMPO LADY | 05/17/2013 | Active | 23 | 2 | 4 | -2 | -8.00% | 25 | 2 | 1 | | | N | | 1 | \$37.50 | |
| | Exc Award (06/30/2023) | | | | | | | | | | | | | | | | | |
| 1656 | FIRST CAPITOL WEST COLUMBIA | 08/22/1949 | Active | 8 | 0 | 1 | -1 | -11.11% | 9 | 8 | 0 | | | | M,VP,SC | 3 | | |
| 1616 | FREEPORT HOST | 05/03/1943 | Active | 10 | 0 | 0 | 0 | 0.00% | 11 | | 3 | | 4 | | M,VP,SC | 3 | | |
| 98909 | FULSHEAR SIMONTON | 03/26/2007 | Active | 22 | 0 | 1 | -1 | -4.35% | 23 | 14 | 2 | | 6 | N | SC | 0 | \$1,034.50 | |
| | Exc Award (06/30/2018) | | | | | | | | | | | | | | | | | |
| 1618 | GALVESTON | 01/26/1922 | Active | 25 | 3 | 4 | -1 | -3.85% | 27 | 2 | 0 | | | | M,VP,SC | 0 | \$1,039.00 | |
| 1629 | GALVESTON COUNTY GULF COAST | 02/27/1948 | Active | 14 | 0 | 4 | -4 | -22.22% | 18 | 3 | 1 | | | R | M,SC | 4 | \$27.00 | |
| 105592 | GALVESTON WEST BEACH | 06/01/2009 | Active | 34 | 5 | 0 | 5 | 17.24% | 31 | | 1 | | 2 | R | SC | 0 | \$853.50 | |
| | Exc Award (06/30/2022) | | | | | | | | | | | | | | | | | |




Club Health Assessment for District 2 S4 through May 2025

| Club Number | Club Name | Charter Date | Status | Membership | | | | | | | Reports | | | | | Finance | LCIF |
|--|--------------------------------------|--------------|---|-----------------------------|-------------------|---------------------|----------------|---|----------------------------|--|-------------------------------------|------------------------------------|------------------------|---|--|-----------------|-----------------------------------|
| | | | | Current Member Count | YTD Members Added | YTD Members Dropped | YTD Net Growth | YTD Net Growth% | Member Count 12 Months Ago | Avg. length of service for dropped members | Months Since Last MMR *** | Yrs. Since Last Officer Report | President Rotation | Vice President Reported **** | Months Since Last Activity Report *** | Account Balance | Donations for current Fiscal Year |
| | | | Number of times on status quo within last two years | If below 15 members appears | | | | If net loss is greater than 20% appears | | | If no report in 3 months appears in | When more than one year appears in | Number of repeat terms | Notes the officers that do not have an active | If no report at 12 months appears in red | | |
| 1620 | GANADO | 04/11/1966 | Active | 19 | 4 | 5 | -1 | -5.00% | 19 | 21 | 2 | | | N | SC | 0 | \$1,050.00 |
| 1621 | GOLIAD | 06/17/1948 | Active | 24 | 2 | 3 | -1 | -4.00% | 25 | 3 | 0 | | None | N | P,M,SC | 0 | \$137.50 |
| 1622 | HALLETTSVILLE | 02/24/1941 | Active | 24 | 1 | 3 | -2 | -7.69% | 25 | 55 | 1 | | 2 | R | T,M,SC | 1 | \$539.00 |
| 124923 | Karnes City Lions | 05/21/2015 | Active | 14 | 1 | 5 | -4 | -22.22% | 18 | 3 | 1 | | 3 | | S,M,VP,SC | 3 | \$3,027.00 |
| 118893 | KEMAH | 03/06/2013 | Active | 21 | 0 | 2 | -2 | -8.70% | 26 | 2 | 0 | | | N | SC | 0 | \$69.00 |
| Exc Award (06/30/2021) | | | | | | | | | | | | | | | | | |
| 1628 | LAKE JACKSON | 11/27/1945 | Active | 11 | 3 | 2 | 1 | 10.00% | 12 | 2 | 0 | | 2 | | VP,SC | 2 | \$215.00 |
| 1630 | LEAGUE CITY | 04/10/1952 | Active(1) | 50 | 21 | 13 | 8 | 19.05% | 42 | 3 | 1 | | 4 | N | | 0 | |
| 47131 | MANVEL | 04/03/1987 | Active | 12 | 3 | 0 | 3 | 33.33% | 11 | | 0 | | 3 | R | | 3 | \$13.50 |
| 115651 | Matagorda County Hunting and Fishing | 12/01/2011 | Active | 10 | 7 | 0 | 7 | 233.33% | 3 | | 2 | | | | VP | 2 | \$200.00 |
| 34432 | MISSOURI CITY-BLUE RIDGE | 09/30/1977 | Active | 16 | 2 | 0 | 2 | 14.29% | 14 | | 0 | | None | R | P | 1 | \$34.91 |
| 1633 | NEEDVILLE | 03/04/1946 | Active | 12 | 1 | 0 | 1 | 9.09% | 12 | | 1 | | | IP | M,SC | 0 | \$96.50 |
| 1634 | PALACIOS | 08/18/1949 | Active | 15 | 6 | 6 | 0 | 0.00% | 15 | 4 | 0 | | | R | M,SC | 3 | \$122.50 |
| Exc Award (06/30/2022, 06/30/2023, 06/30/2024) | | | | | | | | | | | | | | | | | |
| 1636 | PEARLAND | 06/28/1948 | Active | 143 | 10 | 6 | 4 | 2.88% | 148 | 4 | 0 | | | N | | 0 | \$358.50 |
| Exc Award (06/30/2022, 06/30/2024) | | | | | | | | | | | | | | | | | |
| 82519 | PEARLAND SILVER LAKE | 06/03/2004 | Active | 42 | 4 | 0 | 4 | 10.53% | 44 | | 0 | | | N | | 0 | \$3,517.00 |
| Exc Award (06/30/2018, 06/30/2024) | | | | | | | | | | | | | | | | | |
| 1640 | REFUGIO | 07/15/1948 | Active | 34 | 0 | 0 | 0 | 0.00% | 39 | | 11 | | 2 | | M,VP,SC | 24+ | \$51.00 |
| 1642 | ROSENBERG | 06/11/1931 | Active | 33 | 2 | 0 | 2 | 6.45% | 30 | | 0 | | | N | | 0 | \$46.50 |
| 1646 | SANTA FE | 03/29/1960 | Active | 18 | 3 | 5 | -2 | -10.00% | 20 | 11 | 2 | | 2 | | M,VP,SC | 0 | \$30.00 |
| Exc Award (06/30/2023) | | | | | | | | | | | | | | | | | |
| 121052 | Sargent Area | 12/30/2013 | Active | 47 | 14 | 16 | -2 | -4.08% | 53 | 4 | 0 | | 2 | R | SC | 0 | \$83.50 |
| Exc Award (06/30/2022, 06/30/2023, 06/30/2024) | | | | | | | | | | | | | | | | | |
| 117219 | SHINER | 06/18/2012 | Active | 50 | 4 | 1 | 3 | 6.38% | 45 | 1 | 1 | | | R | SC | 2 | \$70.50 |
| Exc Award (06/30/2024) | | | | | | | | | | | | | | | | | |
| 1649 | SUGAR LAND | 05/05/1941 | Active | 55 | 16 | 3 | 13 | 30.95% | 42 | 3 | 0 | | 2 | R | SC | 5 | \$1,143.00 |



Club Health Assessment for District 2 S4 through May 2025

|  | | | Status | Membership | | | | | | | Reports | | | | | Finance | | LCIF |
|--|--|--------------|---|-----------------------------|-------------------|---------------------|----------------|---|----------------------------|------------------------------------|-------------------------------------|------------------------------------|------------------------|---|--|-----------------|-----------------------------------|------|
| Club Number | Club Name | Charter Date | | Current Member Count | YTD Members Added | YTD Members Dropped | YTD Net Growth | YTD Net Growth% | Member Count 12 Months Ago | Avg. length of service for members | Months Since Last MMR *** | Yrs. Since Last Officer Report | President Rotation | Vice President Reported **** | Months Since Last Activity Report *** | Account Balance | Donations for current Fiscal Year | |
| | | | Number of times on status quo within last two years | If below 15 members appears | | | | If net loss is greater than 20% appears | | | If no report in 3 months appears in | When more than one year appears in | Number of repeat terms | Notes the officers that do not have an active | If no report at 12 months appears in red | | | |
| | Exc Award (06/30/2019, 06/30/2020, 06/30/2021) | | | | | | | | | | | | | | | | | |
| 1650 | SWEENEY | 04/23/1945 | Active | 38 | 6 | 9 | -3 | -7.32% | 41 | 3 | 6 | | None | P,M,VP,SC | 0 | | \$300.00 | |
| | Exc Award (06/30/2022, 06/30/2023) | | | | | | | | | | | | | | | | | |
| 1651 | TEXAS CITY | 03/01/1939 | Active | 13 | 2 | 2 | 0 | 0.00% | 13 | 14 | 1 | | 2 | R SC | 0 | | \$539.50 | |
| | Exc Award (06/30/2023) | | | | | | | | | | | | | | | | | |
| 42042 | TEXAS CITY MAINLAND | 12/03/1982 | Active | 37 | 2 | 1 | 1 | 2.78% | 41 | 41 | 0 | | 7 | S,M,VP,SC | 3 | | \$54.00 | |
| 120039 | Van Vleck | 07/24/2013 | Active | 15 | 1 | 1 | 0 | 0.00% | 15 | 12 | 3 | | | IP SC | 1 | | \$22.50 | |
| 1654 | VICTORIA | 01/17/1925 | Active | 57 | 20 | 9 | 11 | 23.91% | 46 | 14 | 0 | | | VP | 2 | | \$1,519.00 | |
| | Exc Award (06/30/2023) | | | | | | | | | | | | | | | | | |
| 1655 | VICTORIA BOULEVARD | 06/30/1950 | Cancelled(6*) | 0 | 0 | 0 | 0 | 0.00% | 15 | | 10 | 1 | None | P,S,T,M,VP SC | 18 | | | |
| 119708 | Victoria Downtown | 06/19/2013 | Active(2) | 7 | 1 | 10 | -9 | -56.25% | 16 | 6 | 7 | | 4 | S,T,M,VP,SC | 24+ | 90+ Days | | |
| 1657 | WHARTON | 05/03/1928 | Active | 41 | 3 | 3 | 0 | 0.00% | 41 | 2 | 0 | | | N P | 1 | | \$1,000.00 | |
| | Exc Award (06/30/2022, 06/30/2023, 06/30/2024) | | | | | | | | | | | | | | | | | |
| 1658 | WOODSBORO | 09/16/1930 | Active | 17 | 0 | 14 | -14 | -45.16% | 31 | 5 | 2 | | | N T,SC | 0 | | \$46.50 | |
| | Exc Award (06/30/2022, 06/30/2023) | | | | | | | | | | | | | | | | | |
| 1659 | YOAKUM | 07/19/1928 | Active | 60 | 2 | 1 | 1 | 1.69% | 59 | 2 | 0 | | | VP,SC | 0 | | \$88.50 | |
| 1660 | YORKTOWN | 12/19/1939 | Active | 43 | 3 | 2 | 1 | 2.38% | 42 | 22 | 2 | | 6 | R M,SC | 2 | 90+ Days | \$63.00 | |

Clubs Cancelled Previous Fiscal Year – Clubs Cancelled within last 12 months may be reinstated

| Club Number | Club Name | Charter Date | Current Status* | Cancellation Date |
|-------------|------------------------|--------------|-----------------|-------------------|
| 1612 | DICKINSON | 06/15/1941 | Cancelled(6*) | 08/29/2023 |
| 124488 | Falls City | 03/31/2015 | Cancelled(8*) | 08/29/2023 |
| 100315 | FRIENDSWOOD | 10/10/2007 | Cancelled(6*) | 06/29/2024 |
| 122986 | Kenedy | 08/25/2014 | Cancelled(8*) | 12/29/2023 |
| 64510 | MOULTON | 06/30/2001 | Cancelled(8*) | 06/29/2024 |
| 1638 | PORT LAVACA | 06/30/1941 | Cancelled(8*) | 06/29/2024 |
| 1643 | ROSENBERG FORT BEND | 03/08/1962 | Cancelled(6*) | 12/29/2023 |
| 1648 | STAFFORD MISSOURI CITY | 04/17/1957 | Cancelled(8*) | 12/29/2023 |



Club Health Assessment for District 2 S4 through May 2025

| Club Number | | | Club Name | | | Charter Date | | | Status | | | | | | Membership | | | | | | Reports | | | | | | Finance | | LCIF |
|---------------------------|---------------------|---------------------------|-------------------|-----------------------------|---------|--------------|----------------|------------------|---|-------------------------------|--------------------------------------|----------------------|---|----------------------------------|--|--|--------------------------------|----------------------------|------------------------------------|--|---|-----------------------------------|--|--|--|--|---------|--|------|
| | | | | | | | | | Current Member Count | YTD Members Added | YTD Members Dropped | YTD Net Growth | YTD Net Growth% | Member Count 12 Months Ago | Avg. length of service for dropped members | Months Since Last MMR *** | Yrs. Since Last Officer Report | President Rotation | Vice President Reported **** | Months Since Last Activity Report *** | Account Balance | Donations for current Fiscal Year | | | | | | | |
| | | | | | | | | | Number of times on status quo within last two years | If below 15 members appears | | | If net loss is greater than 20% appears | | | If no report in 3 months appears in | | | When more than one year appears in | Number of repeat terms | Notes the officers that do not have an active | | | If no report at 12 months appears in red | | | | | |
| Current Total Clubs Count | YTD New Clubs Count | YTD Cancelled Clubs Count | YTD Net Club Gain | Current Total Members Count | YTD Add | YTD Drop | YTD Net Growth | YTD Net Growth % | Member Count 12 Months Ago | Average Member Count Per Club | % of Clubs with less than 20 members | % No MMR in 3 Months | % No Officer Report in 12 Months | % of Clubs with balance 90+ days | Number of Clubs in Status Quo | % Status Quo Clubs in Financial Suspension | Number of Cancelled Clubs | Average Cancelled Club Age | Members Lost Due to Cancellation | % of Clubs Cancelled for Non-Financial Reasons | | | | | | | | | |
| 67 | 5 | 1 | 4 | 2,050 | 441 | 278 | 163 | 8.64% | 1,964 | 31 | 39% | 21% | 0% | 7% | 1 | 100% | 1 | 425 | 0 | -400% | | | | | | | | | |

* - P - Priority Club. Cancellation Reasons: 1-Objectives/conduct, 2-Non-active club, 5-Non-existing club, 6-Disbanding, 7-Merger, 8-Financial Suspension, 9-District/Multiple District Dues.

** - Abbreviation: P-President, S-Secretary, T-Treasurer, M-Member Chairperson, VP-First Vice President, MC-Communications Chairperson, SC-Service Chairperson

*** - Abbreviation: N/R - Never reported using the Lions Clubs website, N/A - Not applicable, No password registered for the Lions Clubs website.

**** - Abbreviation: N - New, IP - Immediate Past, R - Repeat.




Club Health Assessment for District 2 S5 through May 2025

| | | | Status | Membership | | | | | | | Reports | | | | | Finance | | LCIF | | | |
|--|--------------------------|--------------|---|-----------------------------|-------------------|---------------------|----------------|-----------------|---|--|---------------------------|--------------------------------|--------------------|------------------------------|---------------------------------------|------------------------------------|-----------------------------------|---|--|--|--|
| Club Number | Club Name | Charter Date | | Current Member Count | YTD Members Added | YTD Members Dropped | YTD Net Growth | YTD Net Growth% | Member Count 12 Months Ago | Avg. length of service for dropped members | Months Since Last MMR *** | Yrs. Since Last Officer Report | President Rotation | Vice President Reported **** | Months Since Last Activity Report *** | Account Balance | Donations for current Fiscal Year | | | | |
| | | | Number of times on status quo within last two years | If below 15 members appears | | | | | If net loss is greater than 20% appears | | | | | | If no report in 3 months appears in | When more than one year appears in | Number of repeat terms | Notes the officers that do not have an active | If no report at 12 months appears in red | | |
| Clubs more than two years old | | | | | | | | | | | | | | | | | | | | | |
| 1522 | BELLVILLE | 11/20/1940 | Active | 107 | 6 | 4 | 2 | 1.90% | 105 | 6 | 1 | | 2 | N | 24+ | | \$3,105.00 | | | | |
| 84358 | BLINN COLLEGE | 10/29/2004 | Active | 13 | 17 | 28 | -11 | -45.83% | 25 | 1 | 0 | | 2 | S,M,VP,SC | 13 | | \$25.00 | | | | |
| Exc Award (06/30/2022, 06/30/2023) | | | | | | | | | | | | | | | | | | | | | |
| 1525 | BRENNHAM EVENING | 09/01/1936 | Active | 22 | 0 | 0 | 0 | 0.00% | 25 | | 3 | | | M,VP,SC | 15 | | \$2,022.00 | | | | |
| Exc Award (06/30/2022) | | | | | | | | | | | | | | | | | | | | | |
| 1526 | BRENNHAM NOON | 04/03/1969 | Active | 21 | 4 | 2 | 2 | 10.53% | 19 | 14 | 0 | | 11 | M,VP,SC | 24+ | | \$3,000.00 | | | | |
| 1527 | BRYAN | 08/28/1923 | Active | 66 | 19 | 11 | 8 | 13.79% | 58 | 13 | 0 | | | N | 5 | | \$1,058.00 | | | | |
| 1532 | CALDWELL | 02/12/1948 | Active | 21 | 1 | 1 | 0 | 0.00% | 21 | 56 | 1 | | | N | M | 0 | \$225.00 | | | | |
| 49848 | CALDWELL BURLESON COUNTY | 09/15/1989 | Active | 36 | 4 | 1 | 3 | 9.09% | 33 | 28 | 0 | | | N | T | 0 | \$1,848.00 | | | | |
| Exc Award (06/30/2017, 06/30/2018, 06/30/20) | | | | | | | | | | | | | | | | | | | | | |
| 51093 | CALDWELL EARLY EVENING | 12/03/1990 | Active | 11 | 0 | 5 | -5 | -31.25% | 16 | 6 | 0 | | | N | 21 | | \$25.00 | | | | |
| Exc Award (06/30/2017, 06/30/2023) | | | | | | | | | | | | | | | | | | | | | |
| 1537 | CARMINE | 02/18/1972 | Active | 38 | 5 | 2 | 3 | 8.57% | 35 | 32 | 0 | | None | P,T,M,VP,SC | 19 | | | | | | |
| Exc Award (06/30/2021, 06/30/2022, 06/30/20) | | | | | | | | | | | | | | | | | | | | | |
| 1539 | COLLEGE STATION | 10/23/1950 | Active | 136 | 10 | 23 | -13 | -8.72% | 148 | 11 | 0 | | | N | 2 | | \$12,180.00 | | | | |
| Exc Award (06/30/2019, 06/30/2024) | | | | | | | | | | | | | | | | | | | | | |
| 125004 | College Station Evening | 05/29/2015 | P- Active | 0 | 0 | 0 | 0 | 0.00% | 15 | | 8 | | None | P,S,T,M,VP SC | 15 | | | | | | |
| Exc Award (06/30/2022) | | | | | | | | | | | | | | | | | | | | | |
| 1538 | COLLEGE STATION MORNING | 07/11/1973 | Active | 12 | 0 | 0 | 0 | 0.00% | 12 | | 21 | | 2 | R | M,SC | 24+ | \$25.00 | | | | |
| 1540 | COLUMBUS | 06/04/1943 | Active | 105 | 19 | 8 | 11 | 11.70% | 91 | 4 | 0 | | | N | 0 | | \$1,294.00 | | | | |
| Exc Award (06/30/2017, 06/30/2022, 06/30/20) | | | | | | | | | | | | | | | | | | | | | |
| 49975 | DIME BOX | 11/27/1989 | Active | 44 | 5 | 0 | 5 | 12.82% | 38 | | 8 | | | N | P,SC | 0 | | | | | |
| Exc Award (06/30/2018, 06/30/2022, 06/30/20) | | | | | | | | | | | | | | | | | | | | | |
| 1543 | EAGLE LAKE NOON | 06/26/1941 | Active | 25 | 6 | 5 | 1 | 4.17% | 24 | 26 | 0 | | | N | M,SC | 22 | \$25.00 | | | | |
| Exc Award (06/30/2017) | | | | | | | | | | | | | | | | | | | | | |
| 1546 | FAYETTEVILLE | 10/13/1966 | Active | 70 | 4 | 14 | -10 | -12.50% | 80 | 8 | 0 | | 2 | R | SC | 10 | | | | | |
| 38888 | FLATONIA | 09/29/1980 | Active | 38 | 1 | 3 | -2 | -5.00% | 41 | 5 | 0 | | | N | 0 | | \$40.00 | | | | |



Club Health Assessment for District 2 S5 through May 2025

|  | | | Status | Membership | | | | | | | Reports | | | | | Finance | LCIF | |
|--|-----------------------|--------------|---|-----------------------------|-------------------|---------------------|----------------|---|----------------------------|--|-------------------------------------|------------------------------------|------------------------|------------------------------|---|--|-----------------------------------|--------------|
| Club Number | Club Name | Charter Date | | Current Member Count | YTD Members Added | YTD Members Dropped | YTD Net Growth | YTD Net Growth% | Member Count 12 Months Ago | Avg. length of service for dropped members | Months Since Last MMR *** | Yrs. Since Last Officer Report | President Rotation | Vice President Reported **** | Months Since Last Activity Report *** | Account Balance | Donations for current Fiscal Year | |
| | | | Number of times on status quo within last two years | If below 15 members appears | | | | If net loss is greater than 20% appears | | | If no report in 3 months appears in | When more than one year appears in | Number of repeat terms | | Notes the officers that do not have an active | If no report at 12 months appears in red | | |
| 1549 | GARWOOD | 01/26/1948 | Active | 25 | 0 | 0 | 0 | 0.00% | 25 | | 13 | | None | | P,M,VP,SC | 24+ | | \$25.00 |
| 99420 | GERONIMO LIONS | 05/22/2007 | Active | 34 | 0 | 2 | -2 | -5.56% | 37 | 7 | 1 | | | N | M,SC | 1 | | \$35.00 |
| 1552 | GIDDINGS | 08/22/1928 | Active | 79 | 5 | 1 | 4 | 5.33% | 74 | 25 | 0 | | | N | SC | 14 | | \$150.00 |
| Exc Award (06/30/2017, 06/30/2021, 06/30/2022) | | | | | | | | | | | | | | | | | | |
| 39986 | GIDDINGS BREAKFAST | 06/12/1981 | Active | 92 | 6 | 3 | 3 | 3.37% | 89 | 8 | 0 | | | N | M | 0 | | \$20.00 |
| Exc Award (06/30/2021, 06/30/2022, 06/30/2023) | | | | | | | | | | | | | | | | | | |
| 63598 | GIDDINGS EVENING | 10/02/2000 | Active | 6 | 0 | 6 | -6 | -50.00% | 12 | 4 | 0 | | None | | P,T,M,VP,SC | 0 | | |
| Exc Award (06/30/2023, 06/30/2024) | | | | | | | | | | | | | | | | | | |
| 47663 | GIDDINGS NEW HORIZONS | 08/05/1987 | Active | 76 | 0 | 5 | -5 | -6.17% | 80 | 2 | 2 | | 2 | N | SC | 14 | | \$1,237.00 |
| Exc Award (06/30/2020, 06/30/2021, 06/30/2022) | | | | | | | | | | | | | | | | | | |
| 50444 | GONZALES BREAKFAST | 04/23/1990 | Active | 14 | 0 | 0 | 0 | 0.00% | 14 | | 8 | | 2 | | S,T,M,VP,SC | 19 | | |
| 1553 | GONZALES NOON | 05/03/1940 | Active | 77 | 13 | 7 | 6 | 8.45% | 70 | 9 | 0 | | | N | | 2 | | (\$1,000.00) |
| Exc Award (06/30/2017, 06/30/2021, 06/30/2022) | | | | | | | | | | | | | | | | | | |
| 1557 | HEARNE | 09/09/1947 | Active | 19 | 0 | 0 | 0 | 0.00% | 19 | | 12 | | 3 | R | M,SC | 24+ | | \$25.00 |
| 1558 | HILLTOP LAKES | 03/10/1967 | Active | 55 | 7 | 9 | -2 | -3.51% | 57 | 16 | 0 | | | N | P,SC | 0 | | \$57.00 |
| Exc Award (06/30/2022, 06/30/2023) | | | | | | | | | | | | | | | | | | |
| 1560 | INDUSTRY WEST END | 06/14/1971 | Active | 24 | 1 | 4 | -3 | -11.11% | 27 | 23 | 1 | | | | P,M,VP,SC | 24+ | | \$27.00 |
| 48641 | LA GRANGE BLUEBONNET | 06/08/1988 | Active | 22 | 1 | 0 | 1 | 4.76% | 21 | | 2 | | | N | | 2 | | \$21.00 |
| Exc Award (06/30/2019, 06/30/2020) | | | | | | | | | | | | | | | | | | |
| 1565 | LA GRANGE EVENING | 11/03/1966 | Active | 35 | 0 | 4 | -4 | -10.26% | 39 | 8 | 0 | | | | M,VP,SC | 24+ | | |
| Exc Award (06/30/2022) | | | | | | | | | | | | | | | | | | |
| 1564 | LA GRANGE NOON | 08/28/1928 | Active | 88 | 11 | 25 | -14 | -13.73% | 102 | 8 | 0 | | | | VP | 7 | | \$1,102.00 |
| Exc Award (06/30/2020, 06/30/2023) | | | | | | | | | | | | | | | | | | |
| 1566 | LEXINGTON | 12/17/1953 | Active | 46 | 3 | 12 | -9 | -16.36% | 58 | 6 | 0 | | | | M,VP,SC | 1 | | \$55.00 |
| Exc Award (06/30/2022, 06/30/2023, 06/30/2024) | | | | | | | | | | | | | | | | | | |
| 1571 | MADISONVILLE | 03/18/1948 | Active | 17 | 2 | 1 | 1 | 6.25% | 16 | 9 | 0 | | 6 | | M,VP,SC | 24+ | | \$25.00 |
| 1576 | NAVASOTA | 10/04/1948 | Active | 24 | 6 | 3 | 3 | 14.29% | 21 | 3 | 1 | | None | N | P | 17 | | |
| 47083 | NAVASOTA NOON | 03/30/1987 | Active | 32 | 1 | 0 | 1 | 3.23% | 31 | | 0 | | | R | T | 0 | | |



Club Health Assessment for District 2 S5 through May 2025

| Club Number | Club Name | Charter Date | Status | Membership | | | | | | | Reports | | | | | Finance | LCIF |
|--|------------------------------|--------------|---|-----------------------------|-------------------|---------------------|----------------|---|----------------------------|--|----------------------------------|------------------------------------|------------------------|---|---------------------------------------|-----------------|-----------------------------------|
| | | | | Current Member Count | YTD Members Added | YTD Members Dropped | YTD Net Growth | YTD Net Growth% | Member Count 12 Months Ago | Avg. length of service for dropped members | Months Since Last MMR *** | Yrs. Since Last Officer Report | President Rotation | Vice President Reported **** | Months Since Last Activity Report *** | Account Balance | Donations for current Fiscal Year |
| | | | Number of times on status quo within last two years | If below 15 members appears | | | | If net loss is greater than 20% appears | | | If no report in 3 months appears | When more than one year appears in | Number of repeat terms | Notes the officers that do not have an active | If no report at 12 months red | | |
| Exc Award (06/30/2018) | | | | | | | | | | | | | | | | | |
| 46535 | NEW BADEN CAMP CREEK EVENING | 09/22/1986 | Active(1) | 27 | 1 | 4 | -3 | -10.00% | 31 | 22 | 4 | | 2 | R | VP,SC | 24+ | \$100.00 |
| 54329 | NEW ULM | 04/12/1993 | Active | 17 | 4 | 0 | 4 | 30.77% | 13 | | 0 | | None | | P,T,M,VP,SC | 24+ | |
| 1579 | NIXON | 09/09/1941 | Active | 13 | 0 | 2 | -2 | -13.33% | 15 | 5 | 8 | | | N | SC | 24+ | |
| 104953 | PAIGE | 03/12/2009 | Active | 49 | 5 | 2 | 3 | 6.52% | 47 | 8 | 2 | | | N | M,SC | 1 | \$25.00 |
| Exc Award (06/30/2021, 06/30/2022, 06/30/20) | | | | | | | | | | | | | | | | | |
| 130508 | Round Top | 03/24/2017 | Active | 15 | 0 | 0 | 0 | 0.00% | 13 | | 11 | | 8 | R | M,SC | 14 | \$15.00 |
| Exc Award (06/30/2021) | | | | | | | | | | | | | | | | | |
| 1585 | SCHULENBURG | 11/15/1966 | Active | 26 | 1 | 8 | -7 | -21.21% | 33 | 13 | 0 | | 5 | | M,VP,SC | 24+ | |
| Exc Award (06/30/2022) | | | | | | | | | | | | | | | | | |
| 1586 | SEALY | 12/20/1968 | Active | 14 | 2 | 0 | 2 | 16.67% | 12 | | 0 | | 2 | R | M,VP | 2 | \$2,000.00 |
| 1587 | SEGUIN NOON | 02/27/1940 | Active | 38 | 3 | 4 | -1 | -2.56% | 38 | 16 | 4 | | | N | SC | 9 | \$1,078.00 |
| Exc Award (06/30/2024) | | | | | | | | | | | | | | | | | |
| 39119 | SEGUIN SUNRISE | 12/23/1980 | Active | 27 | 1 | 1 | 0 | 0.00% | 28 | 2 | 2 | | | N | | 0 | \$1,127.00 |
| Exc Award (06/30/2022, 06/30/2023) | | | | | | | | | | | | | | | | | |
| 49887 | SEGUIN SUNSET | 10/19/1989 | Active | 13 | 0 | 2 | -2 | -13.33% | 15 | 4 | 0 | | | N | SC | 1 | |
| Exc Award (06/30/2022, 06/30/2023) | | | | | | | | | | | | | | | | | |
| 1589 | SHERIDAN | 03/30/1964 | Active | 43 | 8 | 0 | 8 | 22.86% | 35 | | 2 | | | IP | T,M,SC | 0 | |
| Exc Award (06/30/2017) | | | | | | | | | | | | | | | | | |
| 1590 | SMITHVILLE | 02/17/1927 | Active | 46 | 6 | 3 | 3 | 6.98% | 47 | 4 | 0 | | | N | | 0 | \$43.00 |
| 1591 | SNOOK | 03/20/1967 | Active | 26 | 1 | 1 | 0 | 0.00% | 27 | 2 | 4 | | | N | SC | 17 | |
| 63111 | WAELDER NEW MILLENNIUM | 05/03/2000 | Active | 5 | 0 | 2 | -2 | -28.57% | 7 | 2 | 0 | | 4 | | M,VP,SC | 0 | \$1,025.00 |
| Exc Award (06/30/2022) | | | | | | | | | | | | | | | | | |
| 110138 | WASHINGTON COUNTY LADIES | 01/19/2011 | Active | 53 | 7 | 5 | 2 | 3.92% | 54 | 7 | 1 | | | IP | | 0 | \$601.00 |
| Exc Award (06/30/2018, 06/30/2024) | | | | | | | | | | | | | | | | | |
| 1596 | WEIMAR | 02/03/1948 | Active | 61 | 3 | 3 | 0 | 0.00% | 61 | 15 | 1 | | | N | | 2 | \$1,061.00 |
| 51604 | WEIMAR ENCORE | 05/07/1991 | Active | 44 | 1 | 0 | 1 | 2.33% | 43 | | 1 | | | N | | 0 | \$543.00 |
| Exc Award (06/30/2021, 06/30/2023, 06/30/20) | | | | | | | | | | | | | | | | | |



Club Health Assessment for District 2 S5 through May 2025

| Club Number | Club Name | Charter Date | Status | Membership | | | | | | Reports | | | | Finance | LCIF | | |
|-------------|------------------------------------|--------------|---|-----------------------------|-------------------|---------------------|----------------|---|----------------------------|--|-------------------------------------|------------------------------------|------------------------|---|--|-----------------|-----------------------------------|
| | | | | Current Member Count | YTD Members Added | YTD Members Dropped | YTD Net Growth | YTD Net Growth% | Member Count 12 Months Ago | Avg. length of service for dropped members | Months Since Last MMR *** | Yrs. Since Last Officer Report | President Rotation | Vice President Reported **** | Months Since Last Activity Report *** | Account Balance | Donations for current Fiscal Year |
| | | | Number of times on status quo within last two years | If below 15 members appears | | | | If net loss is greater than 20% appears | | | If no report in 3 months appears in | When more than one year appears in | Number of repeat terms | Notes the officers that do not have an active | If no report at 12 months appears in red | | |
| 48759 | WELLBORN Exc Award (06/30/2023) | 06/24/1988 | Active | 22 | 2 | 0 | 2 | 10.00% | 20 | | 1 | | 2 | R M,SC | 17 | | |

Clubs Cancelled Previous Fiscal Year – Clubs Cancelled within last 12 months may be reinstated

| Club Number | Club Name | Charter Date | Current Status* | Cancellation Date |
|-------------|------------|--------------|-----------------|-------------------|
| 65401 | AGGIELAND | 05/21/2002 | Cancelled(8*) | 08/29/2023 |
| 108308 | SOMERVILLE | 05/12/2010 | Cancelled(8*) | 06/29/2024 |

| Current Total Clubs Count | YTD New Clubs Count | YTD Cancelled Clubs Count | YTD Net Club Gain | Current Total Members Count | YTD Add | YTD Drop | YTD Net Growth | YTD Net Growth % | Member Count 12 Months Ago | Average Member Count Per Club | % of Clubs with less than 20 members | % No MMR in 3 Months | % No Officer Report in 12 Months | % of Clubs with balance 90+ days | Number of Clubs in Status Quo | % Status Quo Clubs in Financial Suspension | Number of Cancelled Clubs | Average Cancelled Club Age | Members Lost Due to Cancellation | % of Clubs Cancelled for Non-Financial Reasons |
|---------------------------|---------------------|---------------------------|-------------------|-----------------------------|---------|----------|----------------|------------------|----------------------------|-------------------------------|--------------------------------------|----------------------|----------------------------------|----------------------------------|-------------------------------|--|---------------------------|----------------------------|----------------------------------|--|
| 53 | 0 | 0 | 0 | 2,069 | 202 | 226 | -24 | -1.15% | 2,117 | 39 | 26% | 23% | 0% | 0% | 0 | 0% | 0 | 0 | 0 | 0% |

* - P - Priority Club. Cancellation Reasons: 1-Objectives/conduct, 2-Non-active club, 5-Non-existing club, 6-Disbanding, 7-Merger, 8-Financial Suspension, 9-District/Multiple District Dues.

** - Abbreviation: P-President, S-Secretary, T-Treasurer, M-Member Chairperson, VP-First Vice President, MC-Communications Chairperson, SC-Service Chairperson

*** - Abbreviation: N/R - Never reported using the Lions Clubs website, N/A - Not applicable, No password registered for the Lions Clubs website.

**** - Abbreviation: N - New, IP - Immediate Past, R - Repeat.